

EFFECTIVE TAX RATE WORKSHEET FOR 2018

Jurisdiction: 61 HOUS CO HOSP

1. 2017 Total Taxable Value	1,083,994,450
2. COUNTY, CITY, COLLEGE or SCHOOL DISTRICTS: 2017 Taxable value of over-65/Disabled Homesteads with tax Ceiling	0
3. Preliminary 2017 Adjusted tax value	1,083,994,450
4. 2017 Total Tax Rate	0.15 / \$100
5. 2017 TAXABLE VALUE LOST BECAUSE COURT APPEALS OF ARB DECISIONS REDUCED APPRAISED VALUE.	
5A. 2017 Original ARB Value	0
5B. 2017 Values resulting from court decisions	0
5C. 2017 Value Loss	0
6. 2017 Taxable value, adjusted for court ordered reductions	1,083,994,450
7. 2017 Taxable value of property in Territory Deannexed After Jan 1, 2017	0
8. 2017 TAXABLE VALUE LOST BECAUSE PROPERTY FIRST QUALIFIED FOR EXEMPTION IN 2018.	
8A. Absolute Exemptions. Use 2017 Market Value	117,020
8B. Partial Exemptions. 2018 exemption amount or 2018 percent exemption times 2017 value.	4,891,980
8C. Value Loss	5,009,000
9. 2017 TAXABLE VALUE LOST BECAUSE PROPERTY FIRST QUALIFIED FOR AG-APPRAISAL, TIMBER, RECREATIONAL/SCENIC OR PUBLIC ACCESS AIRPORT SPECIAL APPRAISAL	
9A. 2017 Market Value	4,355,160
9B. 2018 Productivity Or Special Appraised Value	0
9C. Value Loss	4,355,160
10. Total Adjustments For Lost Value	9,364,160
11. 2017 Adjusted Taxable Value	1,074,630,290
12. 2017 Adjusted Taxes	1,611,945.44
13. Taxes Refunded For Years Preceding Tax Year 2017	2,552.00
14. Taxes in tax increment financing for tax year 2017	0.00
15. 2017 Adjusted taxes with refunds	1,614,497.44
16. TOTAL 2018 TAXABLE VALUE ON THE 2018 CERTIFIED APPRAISAL ROLL	
16A. Certified Values only	1,090,581,750
16B. Counties: railroad rolling stock	0
16C. Pollution Control Exemptions	0
16D. Tax Increment Financing	0
16E. Total 2018 value.	1,090,581,750
17. Total Value of properties under protest or not included in certified appraisal roll	
17A. 2018 Taxable Value of properties under protest.	0
17B. 2018 Value of properties not under protest or included on certified appraisal roll	0
17C. Total value under protest or not certified.	0
18. COUNTY, CITY, COLLEGE or SCHOOL DISTRICTS: 2018 Taxable Value or Over 65/Disabled with Ceiling or Other Units enter 0	0
19. 2018 Total Taxable Value	1,090,581,750
20. 2018 Total Taxable Value of properties annexed after Jan 2017	0
21. 2018 Total Taxable value of new improvements and new personal property	9,966,440
22. Total adjustments to 2018 taxable value	9,966,440
23. 2018 Adjusted Taxable value	1,080,615,310
24. 2018 Effective Tax Rate	0.149405 / \$100
25. Counties Only: Total of All 2018 Effective Tax Rate	0.149405 / \$100
2018 ROLLBACK TAX RATE WORKSHEET	
26. 2017 Maintenance And Operations Tax Rate	0.15 / \$100
27. 2017 Adjusted Taxable Value	1,074,630,290
28. 2017 Maintenance And Operations Taxes	
28A. Multiply Line 26 by Line 27 and Divide By 100	1,611,945
28B. Additional Sales Tax	0
28C. Counties: state criminal justice mandate	0
28D. Transferring Function	0
28E. Taxes Refunded For Years Preceding 2017	2,552

EFFECTIVE TAX RATE WORKSHEET FOR 2018

Jurisdiction: 61 HOUS CO HOSP

28F. Enhanced indigent health expenditure	0
28G. Taxes in TIF	0
28H. Adjusted M&O Taxes	1,614,497
29. 2018 ADJUSTED TAXABLE VALUE	1,080,615,310
30. 2018 Effective Rollback Maintenance And Operations Rate	0.149405 / \$100
31. 2018 Rollback Maintenance And Operations Rate	0.161357 / \$100
32. Debt to be paid with 2018 property taxes and sales tax revenue	0.00
33. 2017 Certified excess debt collection	0
34. Adjusted 2018 debt	0.00
35. Certified 2018 anticipated collection Rate Percent	0 %
36. 2018 Debt adjusted for collection	0
37. 2018 Total taxable value	1,090,581,750
38. 2018 Debt Tax Rate	0 / \$100
39. 2018 Rollback Tax Rate	0.161357 / \$100
40. Counties Only: 2018 Rollback tax rate	0 / \$100

ADDITIONAL SALES TAX WORKSHEET

41. Comptroller's Estimated Taxable Sales for four quarters if Unit adopted Late	0
42. Estimated sales tax revenue for previous 4 quarters.	0
43. 2018 Total Taxable value	1,090,581,750
44. Sales tax adjustment rate	0 / \$100
45. 2018 Effective Tax Rate, unadjusted For Sales Tax	0.149405 / \$100
46. 2018 Effective Tax Rate adjusted For Sales Tax	0.149405 / \$100
47. 2018 Rollback Tax Rate, unadjusted For Sales Tax	0.161357 / \$100
48. 2018 Rollback tax rate adjusted for sales tax	0.161357 / \$100

ADDITIONAL ROLLBACK PROTECTION FOR POLLUTION CONTROL

49. Certified expenses from TCEQ	0
50. 2018 Total Taxable value	1,090,581,750
51. Additional rate for For Pollution Control	0 / \$100
52. 2018 Rollback tax rate adjusted for Pollution Control	0.161357 / \$100

2019 Sample Tax Rate Calculation Worksheet

Taxing Units Other Than School Districts or Water Districts

Taxing Unit Name

HOUSTON COUNTY HOSPITAL DISTRICT

Phone (area code and number)

936/544-3255 EXT 258

Taxing Unit's Address, City, State, ZIP Code

c/o Houston County Tax Office, 401 E Goliad Ave., Ste. 101, Crockett TX 75835

Taxing Unit's Website Address

www.co.houston.tx.us

GENERAL INFORMATION: Tax Code Section 26.04(c) requires an officer or employee designated by the governing body to calculate the effective tax rate and rollback tax rate for the taxing unit. These tax rates are expressed in dollars per \$100 of taxable value calculated. The calculation process starts after the chief appraiser delivers to the taxing unit the certified appraisal roll and the estimated values of properties under protest.

School districts do not use this form, but instead use Comptroller Form 50-859 *Sample Tax Rate Calculation Worksheet for School Districts*.

Water districts as defined under Water Code Section 49.001(1) do not use this form, but instead use Comptroller Form 50-858 *Sample Water District Rollback Tax Rate Worksheet*.

The Comptroller's office provides this sample worksheet to assist taxing units in determining tax rates. The information provided in this worksheet is offered as technical assistance and not legal advice. Taxing units should consult legal counsel for interpretations of law regarding tax rate preparation and adoption.

SECTION 1: Effective Tax Rate (No New Taxes)

The effective tax rate enables the public to evaluate the relationship between taxes for the prior year and for the current year based on a tax rate that would produce the same amount of taxes (no new taxes) if applied to the same properties that are taxed in both years. When appraisal values increase, the effective tax rate should decrease.

The effective tax rate for a county is the sum of the effective tax rates calculated for each type of tax the county levies.

Line	Effective Tax Rate Activity	Amount/Rate
1.	2018 total taxable value. Enter the amount of 2018 taxable value on the 2018 tax roll today. Include any adjustments since last year's certification; exclude Tax Code Section 25.25(d) one-third over-appraisal corrections from these adjustments. This total includes the taxable value of homesteads with tax ceilings (will deduct in Line 2) and the captured value for tax increment financing (will deduct taxes in Line 14). ¹	\$ 1,090,581,750
2.	2018 tax ceilings. Counties, cities and junior college districts. Enter 2018 total taxable value of homesteads with tax ceilings. These include the homesteads of homeowners age 65 or older or disabled. Other taxing units enter 0. If your taxing unit adopted the tax ceiling provision in 2018 or a prior year for homeowners age 65 or older or disabled, use this step. ²	\$ -
3.	Preliminary 2018 adjusted taxable value. Subtract Line 2 from Line 1.	\$ 1,090,581,750
4.	2018 total adopted tax rate.	0.149405
5.	2018 taxable value lost because court appeals of ARB decisions reduced 2018 appraised value.	
5. A.	Original 2018 ARB values:	\$ -
5. B.	2018 values resulting from final court decisions:	\$ -
5. C.	2018 value loss. Subtract B from A. ³	\$ -
6.	2018 taxable value, adjusted for court-ordered reductions: Add Line 3 and Line 5C.	\$ 1,090,581,750
7.	2018 taxable value of property in territory the taxing unit deannexed after Jan. 1, 2018. Enter the 2018 value of property in deannexed territory. ⁴	\$ -

¹ Tex. Tax Code § 26.012(14)² Tex. Tax Code § 26.012(14)³ Tex. Tax Code § 26.012(13)⁴ Tex. Tax Code § 26.012(15)

The Property Tax Assistance Division at the Texas Comptroller of Public Accounts provides property tax information and resources for taxpayers, local taxing entities, appraisal districts and appraisal review boards.

For more information, visit our website:

comptroller.texas.gov/taxes/property-tax

50-856 • 05-19/3

Line	Effective Tax Rate Activity	Amount	Rate
8.	2018 taxable value lost because property first qualified for an exemption in 2019. Note that lowering the amount or percentage of an existing exemption does not create a new exemption or reduce taxable value. If the taxing unit increased an original exemption, use the difference between the original exempted amount and the increased exempted amount. Do not include value lost due to freport or goods-in-transit exemptions.	\$ 50,510	
8. B.	Partial exemptions. 2019 exemption amount or 2019 percentage exemption times 2018 value:	\$ 1,965,350	
8. C.	Value loss. Add A and B.s		\$ 2,015,860.00
9. A.	2018 taxable value lost because property first qualified for agricultural appraisal (1-d or 1-d-1), timber appraisal, recreational/scenic appraisal or public access airport special appraisal in 2019. Use only properties that qualified in 2019 for the first time; do not use properties that qualified in 2018.	\$ 202,870	
9. B.	2019 productivity or special appraised value:	\$ -	
9. C.	Value loss. Subtract B from A.s		\$ 202,870
10.	Total adjustments for lost value. Add Lines 7, 8C and 9C.		\$ 2,218,730
11.	2018 adjusted taxable value. Subtract Line 10 from Line 6		\$ 1,088,363,020
12.	Adjusted 2018 taxes. Multiply Line 4 by Line 11 and divide by \$100.		\$ 1,626,068.77
13.	Taxes refunded for years preceding tax year 2018. Enter the amount of taxes refunded by the taxing unit for tax years preceding tax year 2018. Types of refunds include court decisions, Tax Code Section 25.25(b) and (c) corrections and Tax Code Section 31.11 payment errors. Do not include refunds for tax year 2018. This line applies only to tax years preceding tax year 2018.		\$ 1,081.73
14.	Taxes in tax increment financing (TIF) for tax year 2018. Enter the amount of taxes paid into the tax increment fund for a reinvestment zone as agreed by the taxing unit. If the taxing unit has no 2019 captured appraised value in Line 16D, enter 0.s		\$ -
15.	Adjusted 2018 taxes with refunds and TIF adjustment. Add Lines 12 and 13, subtract Line 14.s		\$ 1,627,150.50
16.	Total 2019 taxable value on the 2019 certified appraisal roll today. This value includes only certified values and includes the total taxable value of homesteads with tax ceilings (will deduct in Line 18). These homesteads include homeowners age 65 or older or disabled. ⁶	\$ 1,196,751,050	
16. B.	Counties: Include railroad rolling stock values certified by the Comptroller's office:	\$ -	
16. C.	Pollution control and energy storage system exemption: Deduct the value of property exempted for the current tax year for the first time as pollution control or energy storage system property:	\$ -	
16. D.	Tax increment financing: Deduct the 2019 captured appraised value of property taxable by a taxing unit in a tax increment financing zone for which the 2019 taxes will be deposited into the tax increment fund. Do not include any new property value that will be included in Line 21 below. ¹¹	\$ -	
16. E.	Total 2019 value. Add A and B, then subtract C and D.		\$ 1,196,751,050

⁵ Tex. Tax Code § 26.012(15)⁶ Tex. Tax Code § 26.012(15)⁷ Tex. Tax Code § 26.012(13)⁸ Tex. Tax Code § 26.03(c)⁹ Tex. Tax Code § 26.012(13)¹⁰ Tex. Tax Code § 26.012¹¹ Tex. Tax Code § 26.03(c)

Line	Effective Tax Rate Activity	Amount/Rate
17.	Total value of properties under protest or not included on certified appraisal roll.¹²	
17.	A. 2019 taxable value of properties under protest. The chief appraiser certifies a list of properties still under ARB protest. The list shows the appraisal district's value and the taxpayer's claimed value, if any or an estimate of the value if the taxpayer wins. For each of the properties under protest, use the lowest of these values. Enter the total value. ¹³	\$ -
17.	B. 2019 value of properties not under protest or included on certified appraisal roll. The chief appraiser gives taxing units a list of those taxable properties that the chief appraiser knows about, but are not included in the appraisal roll certification. These properties also are not on the list of properties that are still under protest. On this list of properties, the chief appraiser includes the market value, appraised value and exemptions for the preceding year and a reasonable estimate of the market value, appraised value and exemptions for the current year. Use the lower market, appraised or taxable value (as appropriate). Enter the total value. ¹⁴	\$ -
17.	C. Total value under protest or not certified. Add A and B.	\$ -
18.	2019 tax ceilings. Counties, cities and junior colleges enter 2019 total taxable value of homesteads with tax ceilings. These include the homesteads of homeowners age 65 or older or disabled. Other taxing units enter 0. If your taxing unit adopted the tax ceiling provision in 2018 or a prior year for homeowners age 65 or older or disabled, use this step. ¹⁵	\$ -
19.	2019 total taxable value. Add Lines 16E and 17C. Subtract Line 18.	\$ 1,196,751,050
20.	Total 2019 taxable value of properties in territory annexed after Jan. 1, 2018. Include both real and personal property. Enter the 2019 value of property in territory annexed. ¹⁶	\$ -
21.	Total 2019 taxable value of new improvements and new personal property located in new improvements. New means the item was not on the appraisal roll in 2018. An improvement is a building, structure, fixture or fence erected on or affixed to land. New additions to existing improvements may be included if the appraised value can be determined. New personal property in a new improvement must have been brought into the taxing unit after Jan. 1, 2018, and be located in a new improvement. New improvements do include property on which a tax abatement agreement has expired for 2019. ¹⁷	\$ 5,776,750
22.	Total adjustments to the 2019 taxable value. Add Lines 20 and 21.	\$ 5,776,750
23.	2019 adjusted taxable value. Subtract Line 22 from Line 19.	\$ 1,190,974,300
24.	2019 effective tax rate. Divide Line 15 by Line 23 and multiply by \$100. ¹⁸	0.136623
25.	COUNTIES ONLY. Add together the effective tax rates for each type of tax the county levies. The total is the 2019 county effective tax rate. ¹⁹	0.000000

¹² Tex. Tax Code § 26.01(c) and (d)¹³ Tex. Tax Code § 26.01(c)¹⁴ Tex. Tax Code § 26.01(d)¹⁵ Tex. Tax Code § 26.012(6)¹⁶ Tex. Tax Code § 26.012(17)¹⁷ Tex. Tax Code § 26.012(17)¹⁸ Tex. Tax Code § 26.04(c)¹⁹ Tex. Tax Code § 26.04(d)For more information, visit our website: comptroller.texas.gov/taxes/property-tax

SECTION 2: Rollback Tax Rate

The rollback tax rate is split into two separate rates:

1. **Maintenance and Operations (M&O):** The M&O portion is the tax rate that is needed to raise the same amount of taxes that the taxing unit levied in the prior year plus eight percent. This rate accounts for such things as salaries, utilities and day-to-day operations.

2. **Debt:** The debt tax rate includes the debt service necessary to pay the taxing unit's debt payments in the coming year. This rate accounts for principal and interest on bonds and other debt secured by property tax revenue.

The rollback tax rate for a county is the sum of the rollback tax rates calculated for each type of tax the county levies. In most cases the rollback tax rate exceeds the effective tax rate, but occasionally decreases in a taxing unit's debt service will cause the effective tax rate to be higher than the rollback tax rate.

Line	Rollback Tax Rate Activity	Amount/Rate
26.	2018 maintenance and operations (M&O) tax rate.	0.149405
27.	2018 adjusted taxable value. Enter the amount from Line 11.	\$ 1,088,363,020
28.	2018 M&O taxes.	
A.	Multiply Line 26 by Line 27 and divide by \$100.	\$ 1,626,068.77
28.	B. Cities, counties and hospital districts with additional sales tax: Amount of additional sales tax collected and spent on M&O expenses in 2018. Enter amount from full year's sales tax revenue spent for M&O in 2018 fiscal year, if any. Other taxing units enter 0. Counties exclude any amount that was spent for economic development grants from the amount of sales tax spent.	\$ -
28.	C. Counties: Enter the amount for the state criminal justice mandate. If second or later year, the amount is for increased cost above last year's amount. Other taxing units enter 0.	\$ -
28.	D. Transferring function: If discontinuing all of a department, function or activity and transferring it to another taxing unit by written contract, enter the amount spent by the taxing unit discontinuing the function in the 12 months preceding the month of this calculation. If the taxing unit did not operate this function for this 12-month period, use the amount spent in the last full fiscal year in which the taxing unit operated the function. The taxing unit discontinuing the function will subtract this amount in H below. The taxing unit receiving the function will add this amount in H below. Other taxing units enter 0.	\$ -
28.	E. Taxes refunded for years preceding tax year 2018: Enter the amount of M&O taxes refunded in the preceding year for taxes before that year. Types of refunds include court decisions, Tax Code Section 25.25(b) and (c) corrections and Tax Code Section 31.11 payment errors. Do not include refunds for tax year 2018. This line applies only to tax years preceding tax year 2018.	\$ 1,081.73
28.	F. Enhanced indigent health care expenditures: Enter the increased amount for the current year's enhanced indigent health care expenditures above the preceding tax year's enhanced indigent health care expenditures, less any state assistance.	\$ -
28.	G. Taxes in TIF: Enter the amount of taxes paid into the tax increment fund for a reinvestment zone as agreed by the taxing unit. If the taxing unit has no 2019 captured appraised value in Line 16D, enter 0.	\$ -
28.	H. Adjusted M&O Taxes. Add A, B, C, E and F. For taxing unit with D, subtract if discontinuing function and add if receiving function. Subtract G.	\$ 1,627,150.50
29.	2019 adjusted taxable value. Enter Line 23 from the Sample Effective Tax Rate Worksheet.	\$ 1,190,974,300
30.	2019 effective maintenance and operations rate. Divide Line 28H by Line 29 and multiply by \$100.	0.136623
31.	2019 rollback maintenance and operation rate. Multiply Line 30 by 1.08.	0.147552

Line	Rollback Tax Rate Activity	Amount/Rate
32.	Total 2019 debt to be paid with property taxes and additional sales tax revenue. Debt means the interest and principal that will be paid on debts that: (1) are paid by property taxes, (2) are secured by property taxes, (3) are scheduled for payment over a period longer than one year, and (4) are not classified in the taxing unit's budget as M&O expenses.	
32.	A. Debt also includes contractual payments to other taxing units that have incurred debts on behalf of this taxing unit, if those debts meet the four conditions above. Include only amounts that will be paid from property tax revenue. Do not include appraisal district budget payments.	\$ 2,740,000.00
32.	B. Subtract unencumbered fund amount used to reduce total debt.	\$ -
32.	C. Subtract amount paid from other resources.	\$ -
32.	D. Adjusted debt. Subtract B and C from A.	\$ 2,740,000.00
33.	Certified 2018 excess debt collections. Enter the amount certified by the collector.	\$ -
34.	Adjusted 2019 debt. Subtract Line 33 from Line 32D.	\$ 2,740,000.00
35.	Certified 2019 anticipated collection rate. Enter the rate certified by the collector. If the rate is 100 percent or greater, enter 100 percent.	100%
36.	2019 debt adjusted for collections. Divide Line 34 by Line 35	\$ 2,740,000.00
37.	2019 total taxable value. Enter the amount on Line 19.	\$ 1,196,751,050
38.	2019 debt tax rate. Divide Line 36 by Line 37 and multiply by \$100.	0.228953
39.	2019 rollback tax rate. Add Lines 31 and 38.	0.376505
40.	COUNTIES ONLY. Add together the rollback tax rates for each type of tax the county levies. The total is the 2019 county rollback tax rate.	0.000000

SECTION 3: Additional Sales Tax to Reduce Property Taxes

Cities, counties and hospital districts may levy a sales tax specifically to reduce property taxes. Local voters by election must approve imposing or abolishing the additional sales tax. If approved, the taxing unit must reduce its effective and rollback tax rates to offset the expected sales tax revenue.

This section should only be completed by a county, city or hospital district that is required to adjust its effective tax rate and/or rollback tax rate because it adopted the additional sales tax.

Line	Activity	Amount/Rate
41.	Taxable Sales. For taxing units that adopted the sales tax in November 2018 or May 2019, enter the Comptroller's estimate of taxable sales for the previous four quarters. ²⁰ Estimates of taxable sales may be obtained through the Comptroller's Allocation Historical Summary webpage. Taxing units that adopted the sales tax before November 2018, skip this line.	\$ -
42.	Estimated sales tax revenue. Counties exclude any amount that is or will be spent for economic development grants from the amount of sales tax revenue. ²¹	0.0000
42.	Taxing units that adopted the sales tax in November 2018 or in May 2019. Multiply the amount on Line 41 by the sales tax rate (.01, .005 or .0025, as applicable) and multiply the result by .95. ²²	\$ -
42.	- or - Taxing units that adopted the sales tax before November 2018. Enter the sales tax revenue for the previous four quarters. Do not multiply by .95.	\$ -
42.	Sales Tax Revenue	\$ -

²⁰ Tex. Tax Code § 26.041(d)

²¹ Tex. Tax Code § 26.041(f)

²² Tex. Tax Code § 26.041(d)

Rollback Tax Rate Activity		Amount/Rate
32.	Total 2019 debt to be paid with property taxes and additional sales tax revenue. Debt means the interest and principal that will be paid on debts that: (1) are paid by property taxes, (2) are secured by property taxes, (3) are scheduled for payment over a period longer than one year, and (4) are not classified in the taxing unit's budget as M&O expenses.	
32.	A. Debt also includes contractual payments to other taxing units that have incurred debts on behalf of this taxing unit, if those debts meet the four conditions above. Include only amounts that will be paid from property tax revenue. Do not include appraisal district budget payments.	\$ 2,740,000.00
32.	B. Subtract unencumbered fund amount used to reduce total debt.	\$ -
32.	C. Subtract amount paid from other resources.	\$ -
32.	D. Adjusted debt. Subtract B and C from A.	\$ 2,740,000.00
33.	Certified 2018 excess debt collections. Enter the amount certified by the collector.	\$ -
34.	Adjusted 2019 debt. Subtract Line 33 from Line 32D.	\$ 2,740,000.00
35.	Certified 2019 anticipated collection rate. Enter the rate certified by the collector. If the rate is 100 percent or greater, enter 100 percent.	100%
36.	2019 debt adjusted for collections. Divide Line 34 by Line 35	\$ 2,740,000.00
37.	2019 total taxable value. Enter the amount on Line 19.	\$ 1,196,751,050
38.	2019 debt tax rate. Divide Line 36 by Line 37 and multiply by \$100.	0.228953
39.	2019 rollback tax rate. Add Lines 31 and 38.	0.376505
40.	COUNTIES ONLY. Add together the rollback tax rates for each type of tax the county levies. The total is the 2019 county rollback tax rate.	0.000000

SECTION 6: Taxing Unit Representative Name and Signature

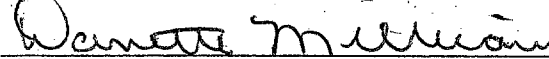
Enter the name of the person preparing the tax rate as authorized by the governing body of the taxing unit.

Printed Name of Taxing Unit Representative:

Danette Millican, TAC

Taxing Unit Representative - Signature

Date



7-30-19

23 Tex. Tax Code § 26.04(c)

24 Tex. Tax Code § 26.04(c)

25 Tex. Tax Code § 26.045(d)

26 Tex. Tax Code § 26.045(f)

For more information, visit our website: comptroller.texas.gov/taxes/property-tax

2020 Tax Rate Calculation Worksheet

Taxing Units Other Than School Districts or Water Districts

Form 50-856

Houston County Hospital District

936/545-8082

Taxing Unit Name

Phone (area code and number)

500 East Houston Ave., Crockett TX 75835

N/A

Taxing Unit's Address, City, State, ZIP Code

Taxing Unit's Website Address

GENERAL INFORMATION: Tax Code Section 26.04(c) requires an officer or employee designated by the governing body to calculate the no-new-revenue (NNR) tax rate and voter-approval tax rate for the taxing unit. These tax rates are expressed in dollars per \$100 of taxable value calculated. The calculation process starts after the chief appraiser delivers to the taxing unit the certified appraisal roll and the estimated values of properties under protest. The designated officer or employee shall certify that the officer or employee has accurately calculated the tax rates and used values shown for the certified appraisal roll or certified estimate. The officer or employee submits the rates to the governing body by Aug. 7 or as soon thereafter as practicable.

School districts do not use this form, but instead use Comptroller Form 50-859 *Tax Rate Calculation Worksheet, School District without Chapter 313 Agreements* or Comptroller Form 50-884 *Tax Rate Calculation Worksheet, School District with Chapter 313 Agreements*.

Water districts as defined under Water Code Section 49.001(1) do not use this form, but instead use Comptroller Form 50-858 *Water District Voter-Approval Tax Rate Worksheet for Low Tax Rate and Developing Districts* or Comptroller Form 50-860 *Developed Water District Voter-Approval Tax Rate Worksheet*.

The Comptroller's office provides this worksheet to assist taxing units in determining tax rates. The information provided in this worksheet is offered as technical assistance and not legal advice. Taxing units should consult legal counsel for interpretations of law regarding tax rate preparation and adoption.

SECTION 1: No-New-Revenue Tax Rate

The NNR tax rate enables the public to evaluate the relationship between taxes for the prior year and for the current year based on a tax rate that would produce the same amount of taxes (no new taxes) if applied to the same properties that are taxed in both years. When appraisal values increase, the NNR tax rate should decrease.

The NNR tax rate for a county is the sum of the NNR tax rates calculated for each type of tax the county levies.

While uncommon, it is possible for a taxing unit to provide an exemption for only maintenance and operations taxes. In this case, the taxing unit will need to calculate the NNR tax rate separately for the maintenance and operations tax and the debt tax, then add the two components together.

Line	No-New-Revenue Tax Rate Worksheet	Amount/Rate
1.	2019 total taxable value. Enter the amount of 2019 taxable value on the 2019 tax roll today. Include any adjustments since last year's certification; exclude Tax Code Section 25.25(d) one-fourth and one-third over-appraisal corrections from these adjustments. Exclude any property value subject to an appeal under Chapter 42 as of July 25 (will add undisputed value in Line 6). This total includes the taxable value of homesteads with tax ceilings (will deduct in Line 2) and the captured value for tax increment financing (will deduct taxes in Line 17). ¹	\$ <u>1,196,751,050</u>
2.	2019 tax ceilings. Counties, cities and junior college districts. Enter 2019 total taxable value of homesteads with tax ceilings. These include the homesteads of homeowners age 65 or older or disabled. Other taxing units enter 0. If your taxing unit adopted the tax ceiling provision in 2019 or a prior year for homeowners age 65 or older or disabled, use this step. ²	\$ <u>0</u>
3.	Preliminary 2019 adjusted taxable value. Subtract Line 2 from Line 1.	\$ <u>1,196,751,050</u>
4.	2019 total adopted tax rate.	\$ <u>0.14940</u> /\$100
5.	2019 taxable value lost because court appeals of ARB decisions reduced 2019 appraised value. A. Original 2019 ARB values: \$ <u>0</u> B. 2019 values resulting from final court decisions: - \$ <u>0</u> C. 2019 value loss. Subtract B from A. ³	\$ <u>0</u>
6.	2019 taxable value subject to an appeal under Chapter 42, as of July 25. A. 2019 ARB certified value: \$ <u>0</u> B. 2019 disputed value: - \$ <u>0</u> C. 2019 undisputed value. Subtract B from A. ⁴	\$ <u>0</u>
7.	2019 Chapter 42 related adjusted values. Add Line 5 and Line 6.	\$ <u>0</u>

¹ Tex. Tax Code § 26.012(14)

² Tex. Tax Code § 26.012(14)

³ Tex. Tax Code § 26.012(13)

⁴ Tex. Tax Code § 26.012(13)

Line	No-New-Revenue Tax Rate Worksheet	Amount/Rate
8.	2019 taxable value, adjusted for actual and potential court-ordered adjustments. Add Line 3 and Line 7.	\$ <u>1,196,751,050</u>
9.	2019 taxable value of property in territory the taxing unit deannexed after Jan. 1, 2019. Enter the 2019 value of property in deannexed territory. ⁵	\$ <u>0</u>
10.	2019 taxable value lost because property first qualified for an exemption in 2020. If the taxing unit increased an original exemption, use the difference between the original exempted amount and the increased exempted amount. Do not include value lost due to freeport, goods-in-transit, temporary disaster exemptions. Note that lowering the amount or percentage of an existing exemption in 2020 does not create a new exemption or reduce taxable value. A. Absolute exemptions. Use 2019 market value: \$ <u>211,360</u> B. Partial exemptions. 2020 exemption amount or 2020 percentage exemption times 2019 value: + \$ <u>1,502,670</u> C. Value loss. Add A and B. ⁶	\$ <u>1,714,030</u>
11.	2019 taxable value lost because property first qualified for agricultural appraisal (1-d or 1-d-1), timber appraisal, recreational/scenic appraisal or public access airport special appraisal in 2020. Use only properties that qualified in 2020 for the first time; do not use properties that qualified in 2019. A. 2019 market value: \$ <u>451,920</u> B. 2020 productivity or special appraised value: - \$ <u>0</u> C. Value loss. Subtract B from A. ⁷	\$ <u>451,920</u>
12.	Total adjustments for lost value. Add Lines 9, 10C and 11C.	\$ <u>2,165,950</u>
13.	Adjusted 2019 taxable value. Subtract Line 12 from Line 8.	\$ <u>1,194,585,100</u>
14.	Adjusted 2019 total levy. Multiply Line 4 by Line 13 and divide by \$100.	\$ <u>1,784,769.87</u>
15.	Taxes refunded for years preceding tax year 2019. Enter the amount of taxes refunded by the taxing unit for tax years preceding tax year 2019. Types of refunds include court decisions, Tax Code Section 25.25(b) and (c) corrections and Tax Code Section 31.11 payment errors. Do not include refunds for tax year 2019. This line applies only to tax years preceding tax year 2019. ⁸	\$ <u>1,510.25</u>
16.	Taxes in tax increment financing (TIF) for tax year 2019. Enter the amount of taxes paid into the tax increment fund for a reinvestment zone as agreed by the taxing unit. If the taxing unit has no 2020 captured appraised value in Line 18D, enter 0. ⁹	\$ <u>0.00</u>
17.	Adjusted 2019 levy with refunds and TIF adjustment. Add Lines 14, and 15, subtract Line 16. ¹⁰	\$ <u>1,786,280.12</u>
18.	Total 2020 taxable value on the 2020 certified appraisal roll today. This value includes only certified values or certified estimate of values and includes the total taxable value of homesteads with tax ceilings (will deduct in Line 20). These homesteads include homeowners age 65 or older or disabled. ¹¹ A. Certified values: \$ <u>1,250,386,090</u> B. Counties: Include railroad rolling stock values certified by the Comptroller's office: + \$ <u>0</u> C. Pollution control and energy storage system exemption: Deduct the value of property exempted for the current tax year for the first time as pollution control or energy storage system property: - \$ <u>0</u> D. Tax increment financing: Deduct the 2020 captured appraised value of property taxable by a taxing unit in a tax increment financing zone for which the 2020 taxes will be deposited into the tax increment fund. Do not include any new property value that will be included in Line 23 below. ¹² - \$ <u>0</u> E. Total 2020 value. Add A and B, then subtract C and D.	\$ <u>1,250,386,090</u>

⁵ Tex. Tax Code § 26.012(15)⁶ Tex. Tax Code § 26.012(15)⁷ Tex. Tax Code § 26.012(15)⁸ Tex. Tax Code § 26.012(13)⁹ Tex. Tax Code § 26.03(c)¹⁰ Tex. Tax Code § 26.012(13)¹¹ Tex. Tax Code § 26.012, 26.04(c-2)¹² Tex. Tax Code § 26.03(c)

Line	No-New-Revenue Tax Rate Worksheet	Amount/Rate
19.	Total value of properties under protest or not included on certified appraisal roll. ¹³	
A.	2020 taxable value of properties under protest. The chief appraiser certifies a list of properties still under ARB protest. The list shows the appraisal district's value and the taxpayer's claimed value, if any, or an estimate of the value if the taxpayer wins. For each of the properties under protest, use the lowest of these values. Enter the total value under protest. ¹⁴ \$ <u>7,053,060</u>	
B.	2020 value of properties not under protest or included on certified appraisal roll. The chief appraiser gives taxing units a list of those taxable properties that the chief appraiser knows about but are not included in the appraisal roll certification. These properties also are not on the list of properties that are still under protest. On this list of properties, the chief appraiser includes the market value, appraised value and exemptions for the preceding year and a reasonable estimate of the market value, appraised value and exemptions for the current year. Use the lower market, appraised or taxable value (as appropriate). Enter the total value of property not on the certified roll. ¹⁵ + \$ _____	
C.	Total value under protest or not certified. Add A and B.	\$ <u>7,053,060</u>
20.	2020 tax ceilings. Counties, cities and junior colleges enter 2020 total taxable value of homesteads with tax ceilings. These include the homesteads of homeowners age 65 or older or disabled. Other taxing units enter 0. If your taxing unit adopted the tax ceiling provision in 2019 or a prior year for homeowners age 65 or older or disabled, use this step. ¹⁶	\$ <u>0</u>
21.	2020 total taxable value. Add Lines 18E and 19C. Subtract Line 20. ¹⁷	\$ <u>1,257,439,150</u>
22.	Total 2020 taxable value of properties in territory annexed after Jan. 1, 2019. Include both real and personal property. Enter the 2020 value of property in territory annexed. ¹⁸	\$ <u>0</u>
23.	Total 2020 taxable value of new improvements and new personal property located in new improvements. New means the item was not on the appraisal roll in 2019. An improvement is a building, structure, fixture or fence erected on or affixed to land. New additions to existing improvements may be included if the appraised value can be determined. New personal property in a new improvement must have been brought into the taxing unit after Jan. 1, 2019 and be located in a new improvement. New improvements do include property on which a tax abatement agreement has expired for 2020. ¹⁹	\$ <u>9,639,770</u>
24.	Total adjustments to the 2020 taxable value. Add Lines 22 and 23.	\$ <u>9,639,770</u>
25.	Adjusted 2020 taxable value. Subtract Line 24 from Line 21.	\$ <u>1,247,799,380</u>
26.	2020 NNR tax rate. Divide Line 17 by Line 25 and multiply by \$100. ²⁰	\$ <u>0.14315</u> /\$100
27.	COUNTIES ONLY. Add together the NNR tax rates for each type of tax the county levies. The total is the 2020 county NNR tax rate. ²¹	\$ <u>0.14315</u> /\$100

SECTION 2: Voter-Approval Tax Rate

The voter-approval tax rate is the highest tax rate that a taxing unit may adopt without holding an election to seek voter approval of the rate. The voter-approval tax rate is split into two separate rates:

- Maintenance and Operations (M&O) Tax Rate:** The M&O portion is the tax rate that is needed to raise the same amount of taxes that the taxing unit levied in the prior year plus the applicable percentage allowed by law. This rate accounts for such things as salaries, utilities and day-to-day operations.
- Debt Rate:** The debt rate includes the debt service necessary to pay the taxing unit's debt payments in the coming year. This rate accounts for principal and interest on bonds and other debt secured by property tax revenue.

The voter-approval tax rate for a county is the sum of the voter-approval tax rates calculated for each type of tax the county levies. In most cases the voter-approval tax rate exceeds the no-new-revenue tax rate, but occasionally decreases in a taxing unit's debt service will cause the NNR tax rate to be higher than the voter-approval tax rate.

Line	Voter-Approval Tax Rate Worksheet	Amount/Rate
28.	2019 M&O tax rate. Enter the 2019 M&O tax rate.	\$ <u>0.14940</u> /\$100
29.	2019 taxable value, adjusted for actual and potential court-ordered adjustments. Enter the amount in Line 8 of the <i>No-New-Revenue Tax Rate Worksheet</i> .	\$ <u>1,196,751,050</u>

¹³ Tex. Tax Code § 26.01(c) and (d)

¹⁴ Tex. Tax Code § 26.01(c)

¹⁵ Tex. Tax Code § 26.01(d)

¹⁶ Tex. Tax Code § 26.012(6)(B)

¹⁷ Tex. Tax Code § 26.012(6)

¹⁸ Tex. Tax Code § 26.012(17)

¹⁹ Tex. Tax Code § 26.012(17)

²⁰ Tex. Tax Code § 26.04(c)

²¹ Tex. Tax Code § 26.04(d)

Line	Voter-Approval Tax Rate Worksheet	Amount/Rate
30.	Total 2019 M&O levy. Multiply Line 28 by Line 29 and divide by \$100	\$ <u>1,788,005.91</u>
31.	Adjusted 2019 levy for calculating NNR M&O rate. A. 2019 sales tax specifically to reduce property taxes. For cities, counties and hospital districts, enter the amount of additional sales tax collected and spent on M&O expenses in 2019, if any. Other taxing units, enter 0. Counties must exclude any amount that was spent for economic development grants from the amount of sales tax spent. + \$ <u>0.00</u> B. M&O taxes refunded for years preceding tax year 2019. Enter the amount of M&O taxes refunded in the preceding year for taxes before that year. Types of refunds include court decisions, Tax Code Section 25.25(b) and (c) corrections and Tax Code Section 31.11 payment errors. Do not include refunds for tax year 2019. This line applies only to tax years preceding tax year 2019. + \$ <u>1,510.25</u> C. 2019 taxes in TIF. Enter the amount of taxes paid into the tax increment fund for a reinvestment zone as agreed by the taxing unit. If the taxing unit has no 2020 captured appraised value in Line 18D, enter 0. - \$ <u>0.00</u> D. 2019 transferred function. If discontinuing all of a department, function or activity and transferring it to another taxing unit by written contract, enter the amount spent by the taxing unit discontinuing the function in the 12 months preceding the month of this calculation. If the taxing unit did not operate this function for this 12-month period, use the amount spent in the last full fiscal year in which the taxing unit operated the function. The taxing unit discontinuing the function will subtract this amount in E below. The taxing unit receiving the function will add this amount in E below. Other taxing units enter 0. +/- \$ <u>0.00</u> E. 2019 M&O levy adjustments. Add A and B, then subtract C. For taxing unit with D, subtract if discontinuing function and add if receiving function. \$ <u>1,510.25</u> F. Add Line 30 to 31E.	\$ <u>1,789,516.16</u>
32.	Adjusted 2020 taxable value. Enter the amount in Line 25 of the <i>No-New-Revenue Tax Rate Worksheet</i> .	\$ <u>1,247,799,380</u>
33.	2020 NNR M&O rate (unadjusted). Divide Line 31F by Line 32 and multiply by \$100.	\$ <u>0.14341</u> /\$100
34.	Rate adjustment for state criminal justice mandate. ²³ A. 2020 state criminal justice mandate. Enter the amount spent by a county in the previous 12 months providing for the maintenance and operation cost of keeping inmates in county-paid facilities after they have been sentenced. Do not include any state reimbursement received by the county for the same purpose. \$ <u>0.00</u> B. 2019 state criminal justice mandate. Enter the amount spent by a county in the 12 months prior to the previous 12 months providing for the maintenance and operation cost of keeping inmates in county-paid facilities after they have been sentenced. Do not include any state reimbursement received by the county for the same purpose. Enter zero if this is the first time the mandate applies. - \$ <u>0.00</u> C. Subtract B from A and divide by Line 32 and multiply by \$100. \$ <u>0.00000</u> /\$100 D. Enter the rate calculated in C. If not applicable, enter 0.	\$ <u>0.00000</u> /\$100
35.	Rate adjustment for indigent health care expenditures. ²⁴ A. 2020 indigent health care expenditures. Enter the amount paid by a taxing unit providing for the maintenance and operation cost of providing indigent health care for the period beginning on July 1, 2019 and ending on June 30, 2020, less any state assistance received for the same purpose. \$ <u>1,980,000.00</u> B. 2019 indigent health care expenditures. Enter the amount paid by a taxing unit providing for the maintenance and operation cost of providing indigent health care for the period beginning on July 1, 2018 and ending on June 30, 2019, less any state assistance received for the same purpose. - \$ <u>1,815,000.00</u> C. Subtract B from A and divide by Line 32 and multiply by \$100. \$ <u>0.01322</u> /\$100 D. Enter the rate calculated in C. If not applicable, enter 0.	\$ <u>0.01322</u> /\$100

²² [Reserved for expansion]²³ Tex. Tax Code § 26.044²⁴ Tex. Tax Code § 26.042

Line	Voter-Approval Tax Rate Worksheet	Amount/Rate
36.	Rate adjustment for county indigent defense compensation. ²⁵ A. 2020 indigent defense compensation expenditures. Enter the amount paid by a county to provide appointed counsel for indigent individuals for the period beginning on July 1, 2019 and ending on June 30, 2020, less any state grants received by the county for the same purpose..... \$ <u>0.00</u> B. 2019 indigent defense compensation expenditures. Enter the amount paid by a county to provide appointed counsel for indigent individuals for the period beginning on July 1, 2018 and ending on June 30, 2019, less any state grants received by the county for the same purpose. \$ <u>0.00</u> C. Subtract B from A and divide by Line 32 and multiply by \$100..... \$ <u>0.00000</u> /\$100 D. Multiply B by 0.05 and divide by Line 32 and multiply by \$100..... \$ <u>0.00000</u> /\$100 E. Enter the lesser of C and D. If not applicable, enter 0.	\$ <u>0.00000</u> /\$100
37.	Rate adjustment for county hospital expenditures. ²⁶ A. 2020 eligible county hospital expenditures. Enter the amount paid by the county or municipality to maintain and operate an eligible county hospital for the period beginning on July 1, 2019 and ending on June 30, 2020. \$ <u>0.00</u> B. 2019 eligible county hospital expenditures. Enter the amount paid by the county or municipality to maintain and operate an eligible county hospital for the period beginning on July 1, 2018 and ending on June 30, 2019. \$ <u>0.00</u> C. Subtract B from A and divide by Line 32 and multiply by \$100..... \$ <u>0.00000</u> /\$100 D. Multiply B by 0.08 and divide by Line 32 and multiply by \$100..... \$ <u>0.00000</u> /\$100 E. Enter the lesser of C and D, if applicable. If not applicable, enter 0.	\$ <u>0.00000</u> /\$100
38.	Adjusted 2020 NNR M&O rate. Add Lines 33, 34D, 35D, 36E, and 37E.	\$ <u>0.15663</u> /\$100
39.	2020 voter-approval M&O rate. Enter the rate as calculated by the appropriate scenario below. Special Taxing Unit. If the taxing unit qualifies as a special taxing unit, multiply Line 38 by 1.08. - or - Other Taxing Unit. If the taxing unit does not qualify as a special taxing unit, multiply Line 38 by 1.035. - or - Taxing unit affected by disaster declaration. If the taxing unit is located in an area declared as disaster area, the governing body may direct the person calculating the voter-approval rate to calculate in the manner provided for a special taxing unit. The taxing unit shall continue to calculate the voter-approval rate in this manner until the earlier of 1) the second year in which total taxable value on the certified appraisal roll exceeds the total taxable value of the tax year in which the disaster occurred, and 2) the third tax year after the tax year in which the disaster occurred. If the taxing unit qualifies under this scenario, multiply Line 38 by 1.08. ²⁷	\$ <u>0.16916</u> /\$100
40.	Total 2020 debt to be paid with property taxes and additional sales tax revenue. Debt means the interest and principal that will be paid on debts that: (1) are paid by property taxes, (2) are secured by property taxes, (3) are scheduled for payment over a period longer than one year, and (4) are not classified in the taxing unit's budget as M&O expenses. A. Debt also includes contractual payments to other taxing units that have incurred debts on behalf of this taxing unit, if those debts meet the four conditions above. Include only amounts that will be paid from property tax revenue. Do not include appraisal district budget payments. Enter debt amount. \$ <u>0.00</u> B. Subtract unencumbered fund amount used to reduce total debt. - \$ <u>0.00</u> C. Subtract certified amount spent from sales tax to reduce debt (enter zero if none) - \$ <u>0.00</u> D. Subtract amount paid from other resources..... - \$ <u>0.00</u> E. Adjusted debt. Subtract B, C and D from A.	\$ <u>0.00</u>

²⁵ Tex. Tax Code § 26.0442²⁶ Tex. Tax Code § 26.0443²⁷ Tex. Tax Code § 26.04(c-1)²⁸ Tex. Tax Code § 26.012(10) and 26.04(b)

Line	Voter-Approval Tax Rate Worksheet	Amount/Rate
41.	Certified 2019 excess debt collections. Enter the amount certified by the collector. ²⁸	\$ 0.00
42.	Adjusted 2020 debt. Subtract Line 41 from Line 40E.	\$ 0.00
43.	2020 anticipated collection rate. A. Enter the 2020 anticipated collection rate certified by the collector. ²⁹ 100 % B. Enter the 2019 actual collection rate. 99 % C. Enter the 2018 actual collection rate. 99 % D. Enter the 2017 actual collection rate. 98 % E. If the anticipated collection rate in A is lower than actual collection rates in B, C and D, enter the lowest collection rate from B, C and D. If the anticipated rate in A is higher than at least one of the rates in the prior three years, enter the rate from A. Note that the rate can be greater than 100%. ³⁰	100%
44.	2020 debt adjusted for collections. Divide Line 42 by Line 43E.	\$ 0.00
45.	2020 total taxable value. Enter the amount on Line 21 of the <i>No-New-Revenue Tax Rate Worksheet</i> .	\$ 1,257,439,150
46.	2020 debt rate. Divide Line 44 by Line 45 and multiply by \$100.	\$ 0.00000 /\$100
47.	2020 voter-approval tax rate. Add Lines 39 and 46.	\$ 0.16916 /\$100
48.	COUNTIES ONLY. Add together the voter-approval tax rates for each type of tax the county levies. The total is the 2020 county voter-approval tax rate.	\$ 0.16916 /\$100

SECTION 3: NNR Tax Rate and Voter-Approval Tax Rate Adjustments for Additional Sales Tax to Reduce Property Taxes

Cities, counties and hospital districts may levy a sales tax specifically to reduce property taxes. Local voters by election must approve imposing or abolishing the additional sales tax. If approved, the taxing unit must reduce its NNR and voter-approval tax rates to offset the expected sales tax revenue.

This section should only be completed by a county, city or hospital district that is required to adjust its NNR tax rate and/or voter-approval tax rate because it adopted the additional sales tax.

Line	Additional Sales and Use Tax Worksheet	Amount/Rate
49.	Taxable Sales. For taxing units that adopted the sales tax in November 2019 or May 2020, enter the Comptroller's estimate of taxable sales for the previous four quarters. ³² Estimates of taxable sales may be obtained through the Comptroller's Allocation Historical Summary webpage. Taxing units that adopted the sales tax before November 2019, skip this line.	\$ 0.00
50.	Estimated sales tax revenue. Counties exclude any amount that is or will be spent for economic development grants from the amount of estimated sales tax revenue. ³³ Taxing units that adopted the sales tax in November 2019 or in May 2020. Multiply the amount on Line 49 by the sales tax rate (.01, .005 or .0025, as applicable) and multiply the result by .95. ³⁴ - or - Taxing units that adopted the sales tax before November 2019. Enter the sales tax revenue for the previous four quarters. Do not multiply by .95.	\$ 0.00
51.	2020 total taxable value. Enter the amount from Line 21 of the <i>No-New-Revenue Tax Rate Worksheet</i> .	\$ 0
52.	Sales tax adjustment rate. Divide Line 50 by Line 51 and multiply by \$100.	\$ 0.00000 /\$100
53.	2020 NNR tax rate, unadjusted for sales tax. ³⁵ Enter the rate from Line 26 or 27, as applicable, on the <i>No-New-Revenue Tax Rate Worksheet</i> .	\$ 0.00000 /\$100
54.	2020 NNR tax rate, adjusted for sales tax. Taxing units that adopted the sales tax in November 2019 or in May 2020. Subtract Line 52 from Line 53. Skip to Line 55 if you adopted the additional sales tax before November 2019.	\$ 0.00000 /\$100

²⁸ Tex. Tax Code § 26.04(b)

²⁹ Tex. Tax Code §§ 26.04(h), (h-1) and (h-2)

³¹ (Reserved for expansion)

³² Tex. Tax Code § 26.041(d)

³³ Tex. Tax Code § 26.041(f)

³⁴ Tex. Tax Code § 26.041(d)

³⁵ Tex. Tax Code § 26.04(c)

³⁶ Tex. Tax Code § 26.04(c)

Line	Additional Sales and Use Tax Worksheet	Amount/Rate
55.	2020 voter-approval tax rate, unadjusted for sales tax. ³⁶ Enter the rate from Line 47 or 48, as applicable, of the <i>Voter-Approval Tax Rate Worksheet</i> .	\$ <u>0.00000</u> /\$100
56.	2020 voter-approval tax rate, adjusted for sales tax. Subtract Line 52 from Line 55.	\$ <u>0.00000</u> /\$100

SECTION 4: Voter-Approval Rate Adjustment for Pollution Control

A taxing unit may raise its rate for M&O funds used to pay for a facility, device or method for the control of air, water or land pollution. This includes any land, structure, building, installation, excavation, machinery, equipment or device that is used, constructed, acquired or installed wholly or partly to meet or exceed pollution control requirements. The taxing unit's expenses are those necessary to meet the requirements of a permit issued by the Texas Commission on Environmental Quality (TCEQ). The taxing unit must provide the tax assessor with a copy of the TCEQ letter of determination that states the portion of the cost of the installation for pollution control.

This section should only be completed by a taxing unit that uses M&O funds to pay for a facility, device or method for the control of air, water or land pollution.

Line	Voter-Approval Rate Adjustment for Pollution Control Requirements Worksheet	Amount/Rate
57.	Certified expenses from the Texas Commission on Environmental Quality (TCEQ). Enter the amount certified in the determination letter from TCEQ. ³⁷ The taxing unit shall provide its tax assessor-collector with a copy of the letter. ³⁸	\$ <u>0.00</u>
58.	2020 total taxable value. Enter the amount from Line 21 of the <i>No-New-Revenue Tax Rate Worksheet</i> .	\$ <u>0</u>
59.	Additional rate for pollution control. Divide Line 57 by Line 58 and multiply by \$100.	\$ <u>0.00000</u> /\$100
60.	2020 voter-approval tax rate, adjusted for pollution control. Add Line 59 to one of the following lines (as applicable): Line 47, Line 48 (counties) or Line 56 (taxing units with the additional sales tax).	\$ <u>0.00000</u> /\$100

SECTION 5: Voter-Approval Tax Rate Adjustment for Unused Increment Rate

The unused increment rate is the rate equal to the difference between the adopted tax rate and voter-approval tax rate before the unused increment rate for the prior three years.³⁹ In a year where a taxing unit adopts a rate by applying any portion of the unused increment rate, the unused increment rate for that year would be zero.

For each tax year before 2020, the difference between the adopted tax rate and voter-approval rate is considered zero, therefore the unused increment rate for 2020 is zero.⁴⁰

This section should only be completed by a taxing unit that does not meet the definition of a special taxing unit.⁴¹

Line	Unused Increment Rate Worksheet	Amount/Rate
61.	2019 unused increment rate. Subtract the 2019 actual tax rate and the 2019 unused increment rate from the 2019 voter-approval tax rate. If the number is less than zero, enter zero. If the year is prior to 2020, enter zero.	\$ <u>0.00000</u> /\$100
62.	2018 unused increment rate. Subtract the 2018 actual tax rate and the 2018 unused increment rate from the 2018 voter-approval tax rate. If the number is less than zero, enter zero. If the year is prior to 2020, enter zero.	\$ <u>0.00000</u> /\$100
63.	2017 unused increment rate. Subtract the 2017 actual tax rate and the 2017 unused increment rate from the 2017 voter-approval tax rate. If the number is less than zero, enter zero. If the year is prior to 2020, enter zero.	\$ <u>0.00000</u> /\$100
64.	2020 unused increment rate. Add Lines 61, 62 and 63.	\$ <u>0.00000</u> /\$100
65.	2020 voter-approval tax rate, adjusted for unused increment rate. Add Line 64 to one of the following lines (as applicable): Line 47, Line 48 (counties), Line 56 (taxing units with the additional sales tax) or Line 60 (taxing units with pollution control).	\$ <u>0.00000</u> /\$100

SECTION 6: De Minimis Rate

The de minimis rate is the rate equal to the sum of the no-new-revenue maintenance and operations rate, the rate that will raise \$500,000, and the current debt rate for a taxing unit.⁴²

This section should only be completed by a taxing unit that is a municipality of less than 30,000 or a taxing unit that does not meet the definition of a special taxing unit.⁴³

Line	De Minimis Rate Worksheet	Amount/Rate
66.	Adjusted 2020 NNR M&O tax rate. Enter the rate from Line 38 of the <i>Voter-Approval Tax Rate Worksheet</i>	\$ <u>0.15663</u> /\$100

³⁷ Tex. Tax Code § 26.045(d)

³⁸ Tex. Tax Code § 26.045(f)

³⁹ Tex. Tax Code § 26.013(a)

⁴⁰ Tex. Tax Code § 26.013(c)

⁴¹ Tex. Tax Code § 26.063(a)(1)

⁴² Tex. Tax Code § 26.012(8-a)

⁴³ Tex. Tax Code § 26.063(a)(1)

Line	De Minimis Rate Worksheet	Amount/Rate
67.	2020 total taxable value. Enter the amount on Line 21 of the <i>No-New-Revenue Tax Rate Worksheet</i> .	\$ <u>1,257,439,150</u>
68.	Rate necessary to impose \$500,000 in taxes. Divide \$500,000 by Line 67 and multiply by \$100.	\$ <u>.196399</u> /\$100
69.	2020 debt rate. Enter the rate from Line 46 of the <i>Voter-Approval Tax Rate Worksheet</i> .	\$ <u>0.16308</u> /\$100
70.	De minimis rate. Add Lines 66, 68 and 69.	\$ <u>0.35948</u> /\$100

SECTION 7: Total Tax Rate

Indicate the applicable total tax rates as calculated above.

No-new-revenue tax rate. \$ 0.14315/\$100
 As applicable, enter the 2020 NNR tax rate from: Line 26, Line 27 (counties), or Line 54 (adjusted for sales tax).

Voter-approval tax rate. \$ 0.16916/\$100
 As applicable, enter the 2020 voter-approval tax rate from: Line 47, Line 48 (counties), Line 56 (adjusted for sales tax),
 Line 60 (adjusted for pollution control), or Line 65 (adjusted for unused increment).

De minimis rate. \$ 0.19639/\$100
 If applicable, enter the de minimis rate from Line 70.


SECTION 8: Taxing Unit Representative Name and Signature

Enter the name of the person preparing the tax rate as authorized by the governing body of the taxing unit. By signing below, you certify that you are the designated officer or employee of the taxing unit and have calculated the tax rates in accordance with requirements in Tax Code.⁴⁴

**print
here**

Danette Millican, Tax Assessor-Collector

Printed Name of Taxing Unit Representative

**sign
here**

Taxing Unit Representative

August 10 2020

Date

⁴⁴ Tex. Tax Code § 26.04(c)

2021 Tax Rate Calculation Worksheet

Taxing Units Other Than School Districts or Water Districts

Form 50-856

HOUSTON COUNTY HOSPITAL DISTRICT

936-545-8082

Taxing Unit Name

Phone (area code and number)

500 EAST HOUSTON AVE CROCKETT, TEXAS 75835

houstoncountyhd.org

Taxing Unit's Address, City, State, ZIP Code

Taxing Unit's Website Address

GENERAL INFORMATION: Tax Code Section 26.04(c) requires an officer or employee designated by the governing body to calculate the no-new-revenue (NNR) tax rate and voter-approval tax rate for the taxing unit. These tax rates are expressed in dollars per \$100 of taxable value calculated. The calculation process starts after the chief appraiser delivers to the taxing unit the certified appraisal roll and the estimated values of properties under protest. The designated officer or employee shall certify that the officer or employee has accurately calculated the tax rates and used values shown for the certified appraisal roll or certified estimate. The officer or employee submits the rates to the governing body by Aug. 7 or as soon thereafter as practicable.

School districts do not use this form, but instead use Comptroller Form 50-859 *Tax Rate Calculation Worksheet, School District without Chapter 313 Agreements* or Comptroller Form 50-884 *Tax Rate Calculation Worksheet, School District with Chapter 313 Agreements*.

Water districts as defined under Water Code Section 49.001(1) do not use this form, but instead use Comptroller Form 50-858 *Water District Voter-Approval Tax Rate Worksheet for Low Tax Rate and Developing Districts* or Comptroller Form 50-860 *Developed Water District Voter-Approval Tax Rate Worksheet*.

The Comptroller's office provides this worksheet to assist taxing units in determining tax rates. The information provided in this worksheet is offered as technical assistance and not legal advice. Taxing units should consult legal counsel for interpretations of law regarding tax rate preparation and adoption.

SECTION 1: No-New-Revenue Tax Rate

The NNR tax rate enables the public to evaluate the relationship between taxes for the prior year and for the current year based on a tax rate that would produce the same amount of taxes (no new taxes) if applied to the same properties that are taxed in both years. When appraisal values increase, the NNR tax rate should decrease.

The NNR tax rate for a county is the sum of the NNR tax rates calculated for each type of tax the county levies.

While uncommon, it is possible for a taxing unit to provide an exemption for only maintenance and operations taxes. In this case, the taxing unit will need to calculate the NNR tax rate separately for the maintenance and operations tax and the debt tax, then add the two components together.

Line	No-New-Revenue Tax Rate Worksheet	Amount/Rate
1.	2020 total taxable value. Enter the amount of 2020 taxable value on the 2020 tax roll today. Include any adjustments since last year's certification; exclude Tax Code Section 25.25(d) one-fourth and one-third over-appraisal corrections from these adjustments. Exclude any property value subject to an appeal under Chapter 42 as of July 25 (will add undisputed value in Line 6). This total includes the taxable value of homesteads with tax ceilings (will deduct in Line 2) and the captured value for tax increment financing (adjustment is made by deducting TIF taxes, as reflected in Line 17). ¹	\$ 1,250,386,090
2.	2020 tax ceilings. Counties, cities and junior college districts. Enter 2020 total taxable value of homesteads with tax ceilings. These include the homesteads of homeowners age 65 or older or disabled. Other taxing units enter 0. If your taxing unit adopted the tax ceiling provision in 2020 or a prior year for homeowners age 65 or older or disabled, use this step. ²	\$ 0
3.	Preliminary 2020 adjusted taxable value. Subtract Line 2 from Line 1.	\$ 1,250,386,090
4.	2020 total adopted tax rate.	\$ 0.14315 /\$100
5.	2020 taxable value lost because court appeals of ARB decisions reduced 2020 appraised value. A. Original 2020 ARB values: \$ 0 B. 2020 values resulting from final court decisions: - \$ 0 C. 2020 value loss. Subtract B from A. ³	\$ 0
6.	2020 taxable value subject to an appeal under Chapter 42, as of July 25. A. 2020 ARB certified value: \$ 0 B. 2020 disputed value: - \$ 0 C. 2020 undisputed value. Subtract B from A. ⁴	\$ 0
7.	2020 Chapter 42 related adjusted values. Add Line 5C and Line 6C.	\$ 0

¹ Tex. Tax Code § 26.012(14)

² Tex. Tax Code § 26.012(14)

³ Tex. Tax Code § 26.012(13)

⁴ Tex. Tax Code § 26.012(13)

Line	No. New Revenue Tax Rate Worksheet	Amount/Rate
8.	2020 taxable value, adjusted for actual and potential court-ordered adjustments. Add Line 3 and Line 7.	\$ 1,250,386,090
9.	2020 taxable value of property in territory the taxing unit deannexed after Jan. 1, 2020. Enter the 2020 value of property in deannexed territory. ⁵	\$ 0
10.	2020 taxable value lost because property first qualified for an exemption in 2021. If the taxing unit increased an original exemption, use the difference between the original exempted amount and the increased exempted amount. Do not include value lost due to freeport, goods-in-transit, temporary disaster exemptions. Note that lowering the amount or percentage of an existing exemption in 2021 does not create a new exemption or reduce taxable value. A. Absolute exemptions. Use 2020 market value: \$ 72,300 B. Partial exemptions. 2021 exemption amount or 2021 percentage exemption times 2020 value: + \$ 1,454,800 C. Value loss. Add A and B. ⁶	\$ 1,527,100
11.	2020 taxable value lost because property first qualified for agricultural appraisal (1-d or 1-d-1), timber appraisal, recreational/scenic appraisal or public access airport special appraisal in 2021. Use only properties that qualified in 2021 for the first time; do not use properties that qualified in 2020. A. 2020 market value: \$ 286,830 B. 2021 productivity or special appraised value: - \$ 0 C. Value loss. Subtract B from A. ⁷	\$ 286,830
12.	Total adjustments for lost value. Add Lines 9, 10C and 11C.	\$ 1,813,930
13.	2020 captured value of property in a TIF. Enter the total value of 2020 captured appraised value of property taxable by a taxing unit in a tax increment financing zone for which 2020 taxes were deposited into the tax increment fund. ⁸ If the taxing unit has no captured appraised value in line 18D, enter 0.	\$ 0
14.	2020 total value. Subtract Line 12 and Line 13 from Line 8.	\$ 1,248,572,160.00
15.	Adjusted 2020 total levy. Multiply Line 4 by Line 14 and divide by \$100.	\$ 1,787,331.05
16.	Taxes refunded for years preceding tax year 2020. Enter the amount of taxes refunded by the taxing unit for tax years preceding tax year 2020. Types of refunds include court decisions, Tax Code Section 25.25(b) and (c) corrections and Tax Code Section 31.11 payment errors. Do not include refunds for tax year 2020. This line applies only to tax years preceding tax year 2020. ⁹	\$ 6,945.15
17.	Adjusted 2020 levy with refunds and TIF adjustment. Add Lines 15 and 16. ¹⁰	\$ 1,794,276.20
18.	Total 2021 taxable value on the 2021 certified appraisal roll today. This value includes only certified values or certified estimate of values and includes the total taxable value of homesteads with tax ceilings (will deduct in Line 20). These homesteads include homeowners age 65 or older or disabled. ¹¹ A. Certified values: \$ 1,290,641,422 B. Counties: Include railroad rolling stock values certified by the Comptroller's office: + \$ 0 C. Pollution control and energy storage system exemption: Deduct the value of property exempted for the current tax year for the first time as pollution control or energy storage system property: - \$ 0 D. Tax increment financing: Deduct the 2021 captured appraised value of property taxable by a taxing unit in a tax increment financing zone for which the 2021 taxes will be deposited into the tax increment fund. Do not include any new property value that will be included in Line 23 below. ¹² - \$ 0 E. Total 2021 value. Add A and B, then subtract C and D.	\$ 1,290,641,422

⁵ Tex. Tax Code § 26.012(15)⁶ Tex. Tax Code § 26.012(15)⁷ Tex. Tax Code § 26.012(15)⁸ Tex. Tax Code § 26.03(c)⁹ Tex. Tax Code § 26.012(13)¹⁰ Tex. Tax Code § 26.012(13)¹¹ Tex. Tax Code § 26.012, 26.04(c-2)¹² Tex. Tax Code § 26.03(c)

Line	No-New-Revenue Tax Rate Worksheet	Amount/Rate
19.	Total value of properties under protest or not included on certified appraisal roll. ¹³	
A.	2021 taxable value of properties under protest. The chief appraiser certifies a list of properties still under ARB protest. The list shows the appraisal district's value and the taxpayer's claimed value, if any, or an estimate of the value if the taxpayer wins. For each of the properties under protest, use the lowest of these values. Enter the total value under protest. ¹⁴ \$ <u>0</u>	
B.	2021 value of properties not under protest or included on certified appraisal roll. The chief appraiser gives taxing units a list of those taxable properties that the chief appraiser knows about but are not included in the appraisal roll certification. These properties also are not on the list of properties that are still under protest. On this list of properties, the chief appraiser includes the market value, appraised value and exemptions for the preceding year and a reasonable estimate of the market value, appraised value and exemptions for the current year. Use the lower market, appraised or taxable value (as appropriate). Enter the total value of property not on the certified roll. ¹⁵ + \$ <u>0</u>	
C.	Total value under protest or not certified. Add A and B.	\$ <u>0</u>
20.	2021 tax ceilings. Counties, cities and junior colleges enter 2021 total taxable value of homesteads with tax ceilings. These include the homesteads of homeowners age 65 or older or disabled. Other taxing units enter 0. If your taxing unit adopted the tax ceiling provision in 2020 or a prior year for homeowners age 65 or older or disabled, use this step. ¹⁶	\$ <u>0</u>
21.	2021 total taxable value. Add Lines 18E and 19C. Subtract Line 20. ¹⁷	\$ <u>1,290,641,422</u>
22.	Total 2021 taxable value of properties in territory annexed after Jan. 1, 2020. Include both real and personal property. Enter the 2021 value of property in territory annexed. ¹⁸	\$ <u>0</u>
23.	Total 2021 taxable value of new improvements and new personal property located in new improvements. New means the item was not on the appraisal roll in 2020. An improvement is a building, structure, fixture or fence erected on or affixed to land. New additions to existing improvements may be included if the appraised value can be determined. New personal property in a new improvement must have been brought into the taxing unit after Jan. 1, 2020 and be located in a new improvement. New improvements do include property on which a tax abatement agreement has expired for 2021. ¹⁹	\$ <u>13,808,530</u>
24.	Total adjustments to the 2021 taxable value. Add Lines 22 and 23.	\$ <u>13,808,530</u>
25.	Adjusted 2021 taxable value. Subtract Line 24 from Line 21.	\$ <u>1,276,832,892</u>
26.	2021 NNR tax rate. Divide Line 17 by Line 25 and multiply by \$100. ²⁰	\$ <u>0.14052</u> /\$100
27.	COUNTIES ONLY. Add together the NNR tax rates for each type of tax the county levies. The total is the 2021 county NNR tax rate. ²¹	\$ <u>0.00000</u> /\$100

SECTION 2: Voter-Approval Tax Rate

The voter-approval tax rate is the highest tax rate that a taxing unit may adopt without holding an election to seek voter approval of the rate. The voter-approval tax rate is split into two separate rates:

- Maintenance and Operations (M&O) Tax Rate:** The M&O portion is the tax rate that is needed to raise the same amount of taxes that the taxing unit levied in the prior year plus the applicable percentage allowed by law. This rate accounts for such things as salaries, utilities and day-to-day operations.
- Debt Rate:** The debt rate includes the debt service necessary to pay the taxing unit's debt payments in the coming year. This rate accounts for principal and interest on bonds and other debt secured by property tax revenue.

The voter-approval tax rate for a county is the sum of the voter-approval tax rates calculated for each type of tax the county levies. In most cases the voter-approval tax rate exceeds the no-new-revenue tax rate, but occasionally decreases in a taxing unit's debt service will cause the NNR tax rate to be higher than the voter-approval tax rate.

Line	Voter-Approval Tax Rate Worksheet	Amount/Rate
28.	2020 M&O tax rate. Enter the 2020 M&O tax rate.	\$ <u>0.14315</u> /\$100
29.	2020 taxable value, adjusted for actual and potential court-ordered adjustments. Enter the amount in Line 8 of the <i>No-New-Revenue Tax Rate Worksheet</i> .	\$ <u>1,250,386,090</u>

¹³ Tex. Tax Code § 26.01(c) and (d)

¹⁴ Tex. Tax Code § 26.01(c)

¹⁵ Tex. Tax Code § 26.01(d)

¹⁶ Tex. Tax Code § 26.012(d)(B)

¹⁷ Tex. Tax Code § 26.012(d)

¹⁸ Tex. Tax Code § 26.012(17)

¹⁹ Tex. Tax Code § 26.012(17)

²⁰ Tex. Tax Code § 26.04(c)

²¹ Tex. Tax Code § 26.04(d)

Line	Voter Approval Tax Rate Worksheet	Amount/Rate
30.	Total 2020 M&O levy. Multiply Line 28 by Line 29 and divide by \$100	\$ <u>1,789,927.69</u>
31.	Adjusted 2020 levy for calculating NNR M&O rate. A. M&O taxes refunded for years preceding tax year 2020. Enter the amount of M&O taxes refunded in the preceding year for taxes before that year. Types of refunds include court decisions, Tax Code Section 25.25(b) and (c) corrections and Tax Code Section 31.11 payment errors. Do not include refunds for tax year 2020. This line applies only to tax years preceding tax year 2020. + \$ <u>6,945.15</u> B. 2020 taxes in TIF. Enter the amount of taxes paid into the tax increment fund for a reinvestment zone as agreed by the taxing unit. If the taxing unit has no 2021 captured appraised value in Line 18D, enter 0. - \$ <u>0.00</u> C. 2020 transferred function. If discontinuing all of a department, function or activity and transferring it to another taxing unit by written contract, enter the amount spent by the taxing unit discontinuing the function in the 12 months preceding the month of this calculation. If the taxing unit did not operate this function for this 12-month period, use the amount spent in the last full fiscal year in which the taxing unit operated the function. The taxing unit discontinuing the function will subtract this amount in D below. The taxing unit receiving the function will add this amount in D below. Other taxing units enter 0. +/- \$ <u>0.00</u> D. 2020 M&O levy adjustments. Subtract B from A. For taxing unit with C, subtract if discontinuing function and add if receiving function. \$ <u>6,945.15</u> E. Add Line 30 to 31D.	\$ <u>1,796,872.84</u>
32.	Adjusted 2021 taxable value. Enter the amount in Line 25 of the <i>No-New-Revenue Tax Rate Worksheet</i> .	\$ <u>1,276,832,892.00</u>
33.	2021 NNR M&O rate (unadjusted). Divide Line 31E by Line 32 and multiply by \$100.	\$ <u>0.14072</u> /\$100
34.	Rate adjustment for state criminal justice mandate. ²³ A. 2021 state criminal justice mandate. Enter the amount spent by a county in the previous 12 months providing for the maintenance and operation cost of keeping inmates in county-paid facilities after they have been sentenced. Do not include any state reimbursement received by the county for the same purpose. \$ <u>0.00</u> B. 2020 state criminal justice mandate. Enter the amount spent by a county in the 12 months prior to the previous 12 months providing for the maintenance and operation cost of keeping inmates in county-paid facilities after they have been sentenced. Do not include any state reimbursement received by the county for the same purpose. Enter zero if this is the first time the mandate applies. - \$ <u>0.00</u> C. Subtract B from A and divide by Line 32 and multiply by \$100. \$ <u>0.00000</u> /\$100 D. Enter the rate calculated in C. If not applicable, enter 0.	\$ <u>0.00000</u> /\$100
35.	Rate adjustment for indigent health care expenditures. ²⁴ A. 2021 indigent health care expenditures. Enter the amount paid by a taxing unit providing for the maintenance and operation cost of providing indigent health care for the period beginning on July 1, 2020 and ending on June 30, 2021, less any state assistance received for the same purpose. \$ <u>1,980,000.00</u> B. 2020 indigent health care expenditures. Enter the amount paid by a taxing unit providing for the maintenance and operation cost of providing indigent health care for the period beginning on July 1, 2019 and ending on June 30, 2020, less any state assistance received for the same purpose. - \$ <u>1,980,000.00</u> C. Subtract B from A and divide by Line 32 and multiply by \$100. \$ <u>0.00000</u> /\$100 D. Enter the rate calculated in C. If not applicable, enter 0.	\$ <u>0.00000</u> /\$100

²³ (Reserved for expansion)²³ Tex. Tax Code § 26.044²⁴ Tex. Tax Code § 26.0441

Line	Voter-Approval Tax Rate Worksheet	Amount/Rate
36.	Rate adjustment for county indigent defense compensation. ²⁵ A. 2021 indigent defense compensation expenditures. Enter the amount paid by a county to provide appointed counsel for indigent individuals for the period beginning on July 1, 2020 and ending on June 30, 2021, less any state grants received by the county for the same purpose..... \$ <u>0.00</u> B. 2020 indigent defense compensation expenditures. Enter the amount paid by a county to provide appointed counsel for indigent individuals for the period beginning on July 1, 2019 and ending on June 30, 2020, less any state grants received by the county for the same purpose. \$ <u>0.00</u> C. Subtract B from A and divide by Line 32 and multiply by \$100..... \$ <u>0.00000</u> / _{\$100} D. Multiply B by 0.05 and divide by Line 32 and multiply by \$100..... \$ <u>0.00000</u> / _{\$100} E. Enter the lesser of C and D. If not applicable, enter 0.	\$ <u>0.00000</u> / _{\$100}
37.	Rate adjustment for county hospital expenditures. ²⁶ A. 2021 eligible county hospital expenditures. Enter the amount paid by the county or municipality to maintain and operate an eligible county hospital for the period beginning on July 1, 2020 and ending on June 30, 2021. \$ <u>0.00</u> B. 2020 eligible county hospital expenditures. Enter the amount paid by the county or municipality to maintain and operate an eligible county hospital for the period beginning on July 1, 2019 and ending on June 30, 2020. \$ <u>0.00</u> C. Subtract B from A and divide by Line 32 and multiply by \$100..... \$ <u>0.00000</u> / _{\$100} D. Multiply B by 0.08 and divide by Line 32 and multiply by \$100..... \$ <u>0.00000</u> / _{\$100} E. Enter the lesser of C and D, if applicable. If not applicable, enter 0.	\$ <u>0.00000</u> / _{\$100}
38.	Rate adjustment for defunding municipality. This adjustment only applies to a municipality that is considered to be a defunding municipality for the current tax year under Chapter 109, Local Government Code. Chapter 109, Local Government Code only applies to municipalities with a population of more than 250,000 and includes a written determination by the Office of the Governor. See Tax Code 26.0444 for more information. A. Amount appropriated for public safety in 2020. Enter the amount of money appropriated for public safety in the budget adopted by the municipality for the preceding fiscal year \$ <u>0.00</u> B. Expenditures for public safety in 2020. Enter the amount of money spent by the municipality for public safety during the preceding fiscal year..... \$ <u>0.00</u> C. Subtract B from A and divide by Line 32 and multiply by \$100 \$ <u>0.00000</u> / _{\$100} D. Enter the rate calculated in C. If not applicable, enter 0.	\$ <u>0.00000</u> / _{\$100}
39.	Adjusted 2021 NNR M&O rate. Add Lines 33, 34D, 35D, 36E, and 37E. Subtract Line 38D.	\$ <u>0.14072</u> / _{\$100}
40.	Adjustment for 2020 sales tax specifically to reduce property values. Cities, counties and hospital districts that collected and spent additional sales tax on M&O expenses in 2020 should complete this line. These entities will deduct the sales tax gain rate for 2021 in Section 3. Other taxing units, enter zero. A. Enter the amount of additional sales tax collected and spent on M&O expenses in 2020, if any. Counties must exclude any amount that was spent for economic development grants from the amount of sales tax spent..... \$ <u>0.00</u> B. Divide Line 40A by Line 32 and multiply by \$100 \$ <u>0.00000</u> / _{\$100} C. Add Line 40B to Line 39.	\$ <u>0.14072</u> / _{\$100}
41.	2021 voter-approval M&O rate. Enter the rate as calculated by the appropriate scenario below. Special Taxing Unit. If the taxing unit qualifies as a special taxing unit, multiply Line 40C by 1.08. - or - Other Taxing Unit. If the taxing unit does not qualify as a special taxing unit, multiply Line 40C by 1.035.	\$ <u>0.15198</u> / _{\$100}

²⁵ Tex. Tax Code § 26.0442²⁶ Tex. Tax Code § 26.0443

Line	Voter Approval Tax Rate Worksheet	Amount/Rate
D41.	Disaster Line 41 (D41): 2021 voter-approval M&O rate for taxing unit affected by disaster declaration. If the taxing unit is located in an area declared a disaster area and at least one person is granted an exemption under Tax Code Section 11.35 for property located in the taxing unit, the governing body may direct the person calculating the voter-approval tax rate to calculate in the manner provided for a special taxing unit. The taxing unit shall continue to calculate the voter-approval tax rate in this manner until the earlier of 1) the first year in which total taxable value on the certified appraisal roll exceeds the total taxable value of the tax year in which the disaster occurred, or 2) the third tax year after the tax year in which the disaster occurred If the taxing unit qualifies under this scenario, multiply Line 40C by 1.08. ²⁷ If the taxing unit does not qualify, do not complete Disaster Line 41 (Line D41).	\$ 0.00000/\$100
42.	Total 2021 debt to be paid with property taxes and additional sales tax revenue. Debt means the interest and principal that will be paid on debts that: (1) are paid by property taxes, (2) are secured by property taxes, (3) are scheduled for payment over a period longer than one year, and (4) are not classified in the taxing unit's budget as M&O expenses. A. Debt also includes contractual payments to other taxing units that have incurred debts on behalf of this taxing unit, if those debts meet the four conditions above. Include only amounts that will be paid from property tax revenue. Do not include appraisal district budget payments. If the governing body of a taxing unit authorized or agreed to authorize a bond, warrant, certificate of obligation, or other evidence of indebtedness on or after Sept. 1, 2021, verify if it meets the amended definition of debt before including it here. ²⁸ Enter debt amount \$ 0.00 B. Subtract unencumbered fund amount used to reduce total debt - \$ 0.00 C. Subtract certified amount spent from sales tax to reduce debt (enter zero if none) - \$ 0.00 D. Subtract amount paid from other resources - \$ 0.00 E. Adjusted debt. Subtract B, C and D from A.	\$ 0.00
43.	Certified 2020 excess debt collections. Enter the amount certified by the collector. ²⁹	\$ 0.00
44.	Adjusted 2021 debt. Subtract Line 43 from Line 42E.	\$ 0.00
45.	2021 anticipated collection rate. A. Enter the 2021 anticipated collection rate certified by the collector. ³⁰ 100% B. Enter the 2020 actual collection rate. 101% C. Enter the 2019 actual collection rate. 99% D. Enter the 2018 actual collection rate. 100% E. If the anticipated collection rate in A is lower than actual collection rates in B, C and D, enter the lowest collection rate from B, C and D. If the anticipated rate in A is higher than at least one of the rates in the prior three years, enter the rate from A. Note that the rate can be greater than 100%. ³¹	100%
46.	2021 debt adjusted for collections. Divide Line 44 by Line 45E.	\$ 0.00
47.	2021 total taxable value. Enter the amount on Line 21 of the <i>No-New-Revenue Tax Rate Worksheet</i> .	\$ 1,290,641,422
48.	2021 debt rate. Divide Line 46 by Line 47 and multiply by \$100.	\$ 0.00000/\$100
49.	2021 voter-approval tax rate. Add Lines 41 and 48.	\$ 0.15198/\$100
D49.	Disaster Line 49 (D49): 2021 voter-approval tax rate for taxing unit affected by disaster declaration. Complete this line if the taxing unit calculated the voter-approval tax rate in the manner provided for a special taxing unit on Line D41. Add Line D41 and 48.	\$ 0.00000/\$100

²⁷ Tex. Tax Code § 26.042(a)²⁸ Tex. Tax Code § 26.012(7)²⁹ Tex. Tax Code § 26.012(10) and 26.04(b)³⁰ Tex. Tax Code § 26.04(b)³¹ Tex. Tax Code §§ 26.04(h), (h-1) and (h-2)

Line	Voter-Approval Tax Rate Worksheet	Amount/Rate
50.	COUNTIES ONLY. Add together the voter-approval tax rates for each type of tax the county levies. The total is the 2021 county voter-approval tax rate.	\$ <u>0.00000</u> /\$100

SECTION 3: NNR Tax Rate and Voter-Approval Tax Rate Adjustments for Additional Sales Tax to Reduce Property Taxes

Cities, counties and hospital districts may levy a sales tax specifically to reduce property taxes. Local voters by election must approve imposing or abolishing the additional sales tax. If approved, the taxing unit must reduce its NNR and voter-approval tax rates to offset the expected sales tax revenue.

This section should only be completed by a county, city or hospital district that is required to adjust its NNR tax rate and/or voter-approval tax rate because it adopted the additional sales tax.

Line	Additional Sales and Use Tax Worksheet	Amount/Rate
51.	Taxable Sales. For taxing units that adopted the sales tax in November 2020 or May 2021, enter the Comptroller's estimate of taxable sales for the previous four quarters. ³² Estimates of taxable sales may be obtained through the Comptroller's Allocation Historical Summary webpage. Taxing units that adopted the sales tax before November 2020, enter 0.	\$ <u>0.00</u>
52.	Estimated sales tax revenue. Counties exclude any amount that is or will be spent for economic development grants from the amount of estimated sales tax revenue. ³³ Taxing units that adopted the sales tax in November 2020 or in May 2021. Multiply the amount on Line 51 by the sales tax rate (.01, .005 or .0025, as applicable) and multiply the result by .95. ³⁴ - or - Taxing units that adopted the sales tax before November 2020. Enter the sales tax revenue for the previous four quarters. Do not multiply by .95.	\$ <u>0.00</u>
53.	2021 total taxable value. Enter the amount from Line 21 of the <i>No-New-Revenue Tax Rate Worksheet</i> .	\$ <u>0.00</u>
54.	Sales tax adjustment rate. Divide Line 52 by Line 53 and multiply by \$100.	\$ <u>0.00000</u> /\$100
55.	2021 NNR tax rate, unadjusted for sales tax. ³⁵ Enter the rate from Line 26 or 27, as applicable, on the <i>No-New-Revenue Tax Rate Worksheet</i> .	\$ <u>0.00000</u> /\$100
56.	2021 NNR tax rate, adjusted for sales tax. Taxing units that adopted the sales tax in November 2020 or in May 2021. Subtract Line 54 from Line 55. Skip to Line 57 if you adopted the additional sales tax before November 2020.	\$ <u>0.00000</u> /\$100
57.	2021 voter-approval tax rate, unadjusted for sales tax. ³⁶ Enter the rate from Line 49, Line D49 (disaster) or Line 50 (counties) as applicable, of the <i>Voter-Approval Tax Rate Worksheet</i> .	\$ <u>0.00000</u> /\$100
58.	2021 voter-approval tax rate, adjusted for sales tax. Subtract Line 54 from Line 57.	\$ <u>0.00000</u> /\$100

SECTION 4: Voter-Approval Tax Rate Adjustment for Pollution Control

A taxing unit may raise its rate for M&O funds used to pay for a facility, device or method for the control of air, water or land pollution. This includes any land, structure, building, installation, excavation, machinery, equipment or device that is used, constructed, acquired or installed wholly or partly to meet or exceed pollution control requirements. The taxing unit's expenses are those necessary to meet the requirements of a permit issued by the Texas Commission on Environmental Quality (TCEQ). The taxing unit must provide the tax assessor with a copy of the TCEQ letter of determination that states the portion of the cost of the installation for pollution control.

This section should only be completed by a taxing unit that uses M&O funds to pay for a facility, device or method for the control of air, water or land pollution.

Line	Voter-Approval Rate Adjustment for Pollution Control Requirements Worksheet	Amount/Rate
59.	Certified expenses from the Texas Commission on Environmental Quality (TCEQ). Enter the amount certified in the determination letter from TCEQ. ³⁷ The taxing unit shall provide its tax assessor-collector with a copy of the letter. ³⁸	\$ <u>0.00</u>
60.	2021 total taxable value. Enter the amount from Line 21 of the <i>No-New-Revenue Tax Rate Worksheet</i> .	\$ <u>0.00</u>
61.	Additional rate for pollution control. Divide Line 59 by Line 60 and multiply by \$100.	\$ <u>0.00000</u> /\$100
62.	2021 voter-approval tax rate, adjusted for pollution control. Add Line 61 to one of the following lines (as applicable): Line 49, Line D49 (disaster), Line 50 (counties) or Line 58 (taxing units with the additional sales tax).	\$ <u>0.00000</u> /\$100

³² Tex. Tax Code § 26.041(d)

³³ Tex. Tax Code § 26.041(f)

³⁴ Tex. Tax Code § 26.041(d)

³⁵ Tex. Tax Code § 26.04(c)

³⁶ Tex. Tax Code § 26.04(c)

³⁷ Tex. Tax Code § 26.045(d)

³⁸ Tex. Tax Code § 26.045(f)

SECTION 5: Voter-Approval Tax Rate Adjustment for Unused Increment Rate

The unused increment rate is the rate equal to the difference between the adopted tax rate and voter-approval tax rate before the unused increment rate for the prior three years.³⁹ In a year where a taxing unit adopts a rate by applying any portion of the unused increment rate, the unused increment rate for that year would be zero.

The difference between the adopted tax rate and voter-approval tax rate is considered zero in the following scenarios:

- a tax year before 2020;⁴⁰
- a tax year in which the municipality is a defunding municipality, as defined by Tax Code Section 26.0501(a);⁴¹ or
- after Jan. 1, 2022, a tax year in which the comptroller determines that the county implemented a budget reduction or reallocation described by Local Government Code Section 120.002(a) without the required voter approval.⁴²

This section should only be completed by a taxing unit that does not meet the definition of a special taxing unit.⁴³

Line	Unused Increment Rate Worksheet	Amount/Rate
63.	2020 unused increment rate. Subtract the 2020 actual tax rate and the 2020 unused increment rate from the 2020 voter-approval tax rate. If the number is less than zero, enter zero.	\$ <u>0.00000</u> /\$100
64.	2019 unused increment rate. Subtract the 2019 actual tax rate and the 2019 unused increment rate from the 2019 voter-approval tax rate. If the number is less than zero, enter zero. If the year is prior to 2020, enter zero.	\$ <u>0.00000</u> /\$100
65.	2018 unused increment rate. Subtract the 2018 actual tax rate and the 2018 unused increment rate from the 2018 voter-approval tax rate. If the number is less than zero, enter zero. If the year is prior to 2020, enter zero.	\$ <u>0.00000</u> /\$100
66.	2021 unused increment rate. Add Lines 63, 64 and 65.	\$ <u>0.00000</u> /\$100
67.	2021 voter-approval tax rate, adjusted for unused increment rate. Add Line 66 to one of the following lines (as applicable): Line 49, Line D49 (disaster), Line 50 (counties), Line 58 (taxing units with the additional sales tax) or Line 62 (taxing units with pollution control).	\$ <u>0.00000</u> /\$100

SECTION 6: De Minimis Rate

The de minimis rate is the rate equal to the sum of the no-new-revenue maintenance and operations rate, the rate that will raise \$500,000, and the current debt rate for a taxing unit.⁴⁴

This section should only be completed by a taxing unit that is a municipality of less than 30,000 or a taxing unit that does not meet the definition of a special taxing unit.⁴⁵

Line	De Minimis Rate Worksheet	Amount/Rate
68.	Adjusted 2021 NNR M&O tax rate. Enter the rate from Line 39 of the <i>Voter-Approval Tax Rate Worksheet</i>	\$ <u>0.14072</u> /\$100
69.	2021 total taxable value. Enter the amount on Line 21 of the <i>No-New-Revenue Tax Rate Worksheet</i> .	\$ <u>1,290,641,422.00</u>
70.	Rate necessary to impose \$500,000 in taxes. Divide \$500,000 by Line 69 and multiply by \$100.	\$ <u>0.03874</u> /\$100
71.	2021 debt rate. Enter the rate from Line 48 of the <i>Voter-Approval Tax Rate Worksheet</i> .	\$ <u>0.00000</u> /\$100
72.	De minimis rate. Add Lines 68, 70 and 71.	\$ <u>0.17946</u> /\$100

SECTION 7: Voter-Approval Tax Rate Adjustment for Emergency Revenue Rate

In the tax year after the end of the disaster calculation time period detailed in Tax Code Section 26.042(a), a taxing unit that calculated its voter-approval tax rate in the manner provided for a special taxing unit due to a disaster must calculate its emergency revenue rate and reduce its voter-approval tax rate for that year.⁴⁶

Similarly, if a taxing unit adopted a tax rate that exceeded its voter-approval tax rate, calculated normally, without holding an election to respond to a disaster, as allowed by Tax Code Section 26.042(d), in the prior year, it must also reduce its voter-approval tax rate for the current tax year.⁴⁷

NOTE: This section will not apply to any taxing units in 2021. It is added to implement Senate Bill 1438 (87th Regular Session) and does not apply to a taxing unit that calculated its voter-approval tax rate in the manner provided for a special taxing unit due to a declared disaster in 2020, as provided for in the recently repealed Tax Code Sections 26.04(c-1) and 26.041(c-1).

In future tax years, this section will apply to a taxing unit other than a special taxing unit that:

- directed the designated officer or employee to calculate the voter-approval tax rate of the taxing unit in the manner provided for a special taxing unit in the prior year; and
- the current year is the first tax year in which the total taxable value of property taxable by the taxing unit as shown on the appraisal roll for the taxing unit submitted by the assessor for the taxing unit to the governing body exceeds the total taxable value of property taxable by the taxing unit on January 1 of the tax year in which the disaster occurred or the disaster occurred four years ago.

³⁹ Tex. Tax Code § 26.013(a)

⁴⁰ Tex. Tax Code § 26.013(c)

⁴¹ Tex. Tax Code §§ 26.0501(a) and (c)

⁴² Tex. Local Gov't Code § 120.007(d), effective Jan. 1, 2022

⁴³ Tex. Tax Code § 26.063(a)(1)

⁴⁴ Tex. Tax Code § 26.012(b-a)

⁴⁵ Tex. Tax Code § 26.063(a)(1)

⁴⁶ Tex. Tax Code § 26.042(b)

⁴⁷ Tex. Tax Code § 26.042(f)

In future tax years, this section will also apply to a taxing unit in a disaster area that adopted a tax rate greater than its voter-approval tax rate without holding an election in the prior year.

Note: This section does not apply if a taxing unit is continuing to calculate its voter-approval tax rate in the manner provided for a special taxing unit because it is still within the disaster calculation time period detailed in Tax Code Section 26.042(a) because it has not met the conditions in Tax Code Section 26.042(a)(1) or (2).

Line	Emergency Revenue Rate Worksheet	Amount/Rate
73.	2020 adopted tax rate. Enter the rate in Line 4 of the <i>No-New-Revenue Tax Rate Worksheet</i> .	\$ <u>0.14315</u> /\$100
74.	Adjusted 2020 voter-approval tax rate. Use the taxing unit's Tax Rate Calculation Worksheets from the prior year(s) to complete this line. If a disaster occurred in 2020 and the taxing unit calculated its 2020 voter-approval tax rate using a multiplier of 1.08 on Disaster Line 41 (D41) of the 2020 worksheet due to a disaster, enter the 2020 voter-approval tax rate as calculated using a multiplier of 1.035 from Line 49. - or - If a disaster occurred prior to 2020 for which the taxing unit continued to calculate its voter-approval tax rate using a multiplier of 1.08 on Disaster Line 41 (D41) in 2020, complete the separate <i>Adjusted Voter-Approval Tax Rate for Taxing Units in Disaster Area Calculation Worksheet</i> to recalculate the voter-approval tax rate the taxing unit would have calculated in 2020 if it had generated revenue based on an adopted tax rate using a multiplier of 1.035 in the year(s) following the disaster. ⁴⁸ Enter the final adjusted 2020 voter-approval tax rate from the worksheet. - or - If the taxing unit adopted a tax rate above the 2020 voter-approval tax rate without calculating a disaster tax rate or holding an election due to a disaster, no recalculation is necessary. Enter the voter-approval tax rate from the prior year's worksheet.	\$ <u>0.00000</u> /\$100
75.	Increase in 2020 tax rate due to disaster. Subtract Line 74 from Line 73.	\$ <u>0.00000</u> /\$100
76.	Adjusted 2020 taxable value. Enter the amount in Line 14 of the <i>No-New-Revenue Tax Rate Worksheet</i> .	\$ <u>0.00</u>
77.	Emergency revenue. Multiply Line 75 by Line 76 and divide by \$100.	\$ <u>0.00</u>
78.	Adjusted 2021 taxable value. Enter the amount in Line 25 of the <i>No-New-Revenue Tax Rate Worksheet</i> .	\$ <u>0.00</u>
79.	Emergency revenue rate. Divide Line 77 by Line 78 and multiply by \$100. ⁴⁹	\$ <u>0.00000</u> /\$100
80.	2021 voter-approval tax rate, adjusted for emergency revenue. Subtract Line 79 from one of the following lines (as applicable): Line 49, Line D49 (disaster), Line 50 (counties), Line 58 (taxing units with the additional sales tax), Line 62 (taxing units with pollution control) or Line 67 (taxing units with the unused increment rate).	\$ <u>0.00000</u> /\$100

SECTION 8: Total Tax Rate

Indicate the applicable total tax rates as calculated above.

No-new-revenue tax rate. \$ 0.14052/\$100
As applicable, enter the 2021 NNR tax rate from: Line 26, Line 27 (counties), or Line 56 (adjusted for sales tax).
Indicate the line number used: _____


Voter-approval tax rate. \$ 0.15198/\$100
As applicable, enter the 2021 voter-approval tax rate from: Line 49, Line D49 (disaster), Line 50 (counties), Line 58 (adjusted for sales tax), Line 62 (adjusted for pollution control), Line 67 (adjusted for unused increment), or Line 80 (adjusted for emergency revenue).
Indicate the line number used: _____

De minimis rate. \$ 0.17946/\$100
If applicable, enter the 2021 de minimis rate from Line 72.

SECTION 9: Taxing Unit Representative Name and Signature

Enter the name of the person preparing the tax rate as authorized by the governing body of the taxing unit. By signing below, you certify that you are the designated officer or employee of the taxing unit and have accurately calculated the tax rates using values that are the same as the values shown in the taxing unit's certified appraisal roll or certified estimate of taxable value, in accordance with requirements in Tax Code. ⁵⁰

print here → Laronica Wooten Smith
Printed Name of Taxing Unit Representative

sign here → 
Taxing Unit Representative

7/28/21

Date

⁴⁸ Tex. Tax Code §26.042(c)

⁴⁹ Tex. Tax Code §26.042(b)

⁵⁰ Tex. Tax Code §§ 26.04(c-2) and (d-2)

2022 Tax Rate Calculation Worksheet

Taxing Units Other Than School Districts or Water Districts

Form 50-856

HOUSTON COUNTY HOSPITAL DISTRICT

936-545-8082

Taxing Unit Name

Phone (area code and number)

1512 E Loop 304 Bldg 200 Ste 100 CROCKETT, TEXAS 75835

HOUSTONCOUNTYHD.ORG

Taxing Unit's Address, City, State, ZIP Code

Taxing Unit's Website Address

GENERAL INFORMATION: Tax Code Section 26.04(c) requires an officer or employee designated by the governing body to calculate the no-new-revenue (NNR) tax rate and voter-approval tax rate for the taxing unit. These tax rates are expressed in dollars per \$100 of taxable value calculated. The calculation process starts after the chief appraiser delivers to the taxing unit the certified appraisal roll and the estimated values of properties under protest. The designated officer or employee shall certify that the officer or employee has accurately calculated the tax rates and used values shown for the certified appraisal roll or certified estimate. The officer or employee submits the rates to the governing body by Aug. 7 or as soon thereafter as practicable.

School districts do not use this form, but instead use Comptroller Form 50-859 *Tax Rate Calculation Worksheet, School District without Chapter 313 Agreements* or Comptroller Form 50-884 *Tax Rate Calculation Worksheet, School District with Chapter 313 Agreements*.

Water districts as defined under Water Code Section 49.001(1) do not use this form, but instead use Comptroller Form 50-858 *Water District Voter-Approval Tax Rate Worksheet for Low Tax Rate and Developing Districts* or Comptroller Form 50-860 *Developed Water District Voter-Approval Tax Rate Worksheet*.

The Comptroller's office provides this worksheet to assist taxing units in determining tax rates. The information provided in this worksheet is offered as technical assistance and not legal advice. Taxing units should consult legal counsel for interpretations of law regarding tax rate preparation and adoption.

SECTION 1: No-New-Revenue Tax Rate

The NNR tax rate enables the public to evaluate the relationship between taxes for the prior year and for the current year based on a tax rate that would produce the same amount of taxes (no new taxes) if applied to the same properties that are taxed in both years. When appraisal values increase, the NNR tax rate should decrease.

The NNR tax rate for a county is the sum of the NNR tax rates calculated for each type of tax the county levies.

While uncommon, it is possible for a taxing unit to provide an exemption for only maintenance and operations taxes. In this case, the taxing unit will need to calculate the NNR tax rate separately for the maintenance and operations tax and the debt tax, then add the two components together.

Line	No-New-Revenue Tax Rate Worksheet	Amount/Rate
1.	2021 total taxable value. Enter the amount of 2021 taxable value on the 2021 tax roll today. Include any adjustments since last year's certification; exclude Tax Code Section 25.25(d) one-fourth and one-third over-appraisal corrections from these adjustments. Exclude any property value subject to an appeal under Chapter 42 as of July 25 (will add undisputed value in Line 6). This total includes the taxable value of homesteads with tax ceilings (will deduct in Line 2) and the captured value for tax increment financing (adjustment is made by deducting TIF taxes, as reflected in Line 17). ¹	\$ 1,290,641,422
2.	2021 tax ceilings. Counties, cities and junior college districts. Enter 2021 total taxable value of homesteads with tax ceilings. These include the homesteads of homeowners age 65 or older or disabled. Other taxing units enter 0. If your taxing unit adopted the tax ceiling provision in 2021 or a prior year for homeowners age 65 or older or disabled, use this step. ²	\$ 0
3.	Preliminary 2021 adjusted taxable value. Subtract Line 2 from Line 1.	\$ 1,290,641,422
4.	2021 total adopted tax rate.	\$ 0.130000 /\$100
5.	2021 taxable value lost because court appeals of ARB decisions reduced 2021 appraised value. A. Original 2021 ARB values: \$ 0 B. 2021 values resulting from final court decisions: - \$ 0 C. 2021 value loss. Subtract B from A. ³	\$ 0
6.	2021 taxable value subject to an appeal under Chapter 42, as of July 25. A. 2021 ARB certified value: \$ 0 B. 2021 disputed value: - \$ 0 C. 2021 undisputed value. Subtract B from A. ⁴	\$ 0
7.	2021 Chapter 42 related adjusted values. Add Line 5C and Line 6C.	\$ 0

¹ Tex. Tax Code § 26.012(14)

² Tex. Tax Code § 26.012(14)

³ Tex. Tax Code § 26.012(13)

⁴ Tex. Tax Code § 26.012(13)

Line	No-New-Revenue Tax Rate Worksheet	Amount/Rate
8.	2021 taxable value, adjusted for actual and potential court-ordered adjustments. Add Line 3 and Line 7.	\$ 1,290,641,422
9.	2021 taxable value of property in territory the taxing unit deannexed after Jan. 1, 2021. Enter the 2021 value of property in deannexed territory. ⁵	\$ 0
10.	2021 taxable value lost because property first qualified for an exemption in 2022. If the taxing unit increased an original exemption, use the difference between the original exempted amount and the increased exempted amount. Do not include value lost due to freeport, goods-in-transit, temporary disaster exemptions. Note that lowering the amount or percentage of an existing exemption in 2022 does not create a new exemption or reduce taxable value. A. Absolute exemptions. Use 2021 market value: \$ 696,980 B. Partial exemptions. 2022 exemption amount or 2022 percentage exemption times 2021 value: + \$ 1,383,590 C. Value loss. Add A and B. ⁶	\$ 2,080,570
11.	2021 taxable value lost because property first qualified for agricultural appraisal (1-d or 1-d-1), timber appraisal, recreational/scenic appraisal or public access airport special appraisal in 2022. Use only properties that qualified in 2022 for the first time; do not use properties that qualified in 2021. A. 2021 market value: \$ 267,670 B. 2022 productivity or special appraised value: - \$ 0 C. Value loss. Subtract B from A. ⁷	\$ 267,670
12.	Total adjustments for lost value. Add Lines 9, 10C and 11C.	\$ 2,348,240
13.	2021 captured value of property in a TIF. Enter the total value of 2021 captured appraised value of property taxable by a taxing unit in a tax increment financing zone for which 2021 taxes were deposited into the tax increment fund. ⁸ If the taxing unit has no captured appraised value in line 18D, enter 0.	\$ 0
14.	2021 total value. Subtract Line 12 and Line 13 from Line 8.	\$ 1,288,293,182
15.	Adjusted 2021 total levy. Multiply Line 4 by Line 14 and divide by \$100.	\$ 1,674,781
16.	Taxes refunded for years preceding tax year 2021. Enter the amount of taxes refunded by the taxing unit for tax years preceding tax year 2021. Types of refunds include court decisions, Tax Code Section 25.25(b) and (c) corrections and Tax Code Section 31.11 payment errors. Do not include refunds for tax year 2021. This line applies only to tax years preceding tax year 2021. ⁹	\$ 2,766
17.	Adjusted 2021 levy with refunds and TIF adjustment. Add Lines 15 and 16. ¹⁰	\$ 1,677,547
18.	Total 2022 taxable value on the 2022 certified appraisal roll today. This value includes only certified values or certified estimate of values and includes the total taxable value of homesteads with tax ceilings (will deduct in Line 20). These homesteads include homeowners age 65 or older or disabled. ¹¹ A. Certified values: \$ 1,512,145,958 B. Counties: Include railroad rolling stock values certified by the Comptroller's office: + \$ C. Pollution control and energy storage system exemption: Deduct the value of property exempted for the current tax year for the first time as pollution control or energy storage system property: - \$ 0 D. Tax increment financing: Deduct the 2022 captured appraised value of property taxable by a taxing unit in a tax increment financing zone for which the 2022 taxes will be deposited into the tax increment fund. Do not include any new property value that will be included in Line 23 below. ¹² - \$ 0 E. Total 2022 value. Add A and B, then subtract C and D.	\$ 1,512,145,958

⁵ Tex. Tax Code § 26.012(15)⁶ Tex. Tax Code § 26.012(15)⁷ Tex. Tax Code § 26.012(15)⁸ Tex. Tax Code § 26.03(c)⁹ Tex. Tax Code § 26.012(13)¹⁰ Tex. Tax Code § 26.012(13)¹¹ Tex. Tax Code § 26.012, 26.04(c-2)¹² Tex. Tax Code § 26.03(c)

Line	No-New-Revenue Tax Rate Worksheet	Amount/Rate
19.	Total value of properties under protest or not included on certified appraisal roll. ¹³	
A.	2022 taxable value of properties under protest. The chief appraiser certifies a list of properties still under ARB protest. The list shows the appraisal district's value and the taxpayer's claimed value, if any, or an estimate of the value if the taxpayer wins. For each of the properties under protest, use the lowest of these values. Enter the total value under protest. ¹⁴ \$ <u>569,100</u>	
B.	2022 value of properties not under protest or included on certified appraisal roll. The chief appraiser gives taxing units a list of those taxable properties that the chief appraiser knows about but are not included in the appraisal roll certification. These properties also are not on the list of properties that are still under protest. On this list of properties, the chief appraiser includes the market value, appraised value and exemptions for the preceding year and a reasonable estimate of the market value, appraised value and exemptions for the current year. Use the lower market, appraised or taxable value (as appropriate). Enter the total value of property not on the certified roll. ¹⁵ + \$ <u>0</u>	
C.	Total value under protest or not certified. Add A and B.	\$ <u>569,100</u>
20.	2022 tax ceilings. Counties, cities and junior colleges enter 2022 total taxable value of homesteads with tax ceilings. These include the homesteads of homeowners age 65 or older or disabled. Other taxing units enter 0. If your taxing unit adopted the tax ceiling provision in 2021 or a prior year for homeowners age 65 or older or disabled, use this step. ¹⁶	\$ <u>0</u>
21.	2022 total taxable value. Add Lines 18E and 19C. Subtract Line 20. ¹⁷	\$ <u>1,512,715,058</u>
22.	Total 2022 taxable value of properties in territory annexed after Jan. 1, 2021. Include both real and personal property. Enter the 2022 value of property in territory annexed. ¹⁸	\$ <u>0</u>
23.	Total 2022 taxable value of new improvements and new personal property located in new improvements. New means the item was not on the appraisal roll in 2021. An improvement is a building, structure, fixture or fence erected on or affixed to land. New additions to existing improvements may be included if the appraised value can be determined. New personal property in a new improvement must have been brought into the taxing unit after Jan. 1, 2021 and be located in a new improvement. New improvements do include property on which a tax abatement agreement has expired for 2022. ¹⁹	\$ <u>14,594,160</u>
24.	Total adjustments to the 2022 taxable value. Add Lines 22 and 23.	\$ <u>14,594,160</u>
25.	Adjusted 2022 taxable value. Subtract Line 24 from Line 21.	\$ <u>1,498,120,898</u>
26.	2022 NNR tax rate. Divide Line 17 by Line 25 and multiply by \$100. ²⁰	\$ <u>0.111976</u> /\$100
27.	COUNTIES ONLY. Add together the NNR tax rates for each type of tax the county levies. The total is the 2022 county NNR tax rate. ²¹	\$ _____/\$100

SECTION 2: Voter-Approval Tax Rate

The voter-approval tax rate is the highest tax rate that a taxing unit may adopt without holding an election to seek voter approval of the rate. The voter-approval tax rate is split into two separate rates:

- Maintenance and Operations (M&O) Tax Rate:** The M&O portion is the tax rate that is needed to raise the same amount of taxes that the taxing unit levied in the prior year plus the applicable percentage allowed by law. This rate accounts for such things as salaries, utilities and day-to-day operations.
- Debt Rate:** The debt rate includes the debt service necessary to pay the taxing unit's debt payments in the coming year. This rate accounts for principal and interest on bonds and other debt secured by property tax revenue.

The voter-approval tax rate for a county is the sum of the voter-approval tax rates calculated for each type of tax the county levies. In most cases the voter-approval tax rate exceeds the no-new-revenue tax rate, but occasionally decreases in a taxing unit's debt service will cause the NNR tax rate to be higher than the voter-approval tax rate.

Line	Voter-Approval Tax Rate Worksheet	Amount/Rate
28.	2021 M&O tax rate. Enter the 2021 M&O tax rate.	\$ <u>0.130000</u> /\$100
29.	2021 taxable value, adjusted for actual and potential court-ordered adjustments. Enter the amount in Line 8 of the <i>No-New-Revenue Tax Rate Worksheet</i> .	\$ <u>1,290,641,422</u>

¹³ Tex. Tax Code § 26.01(c) and (d)

¹⁴ Tex. Tax Code § 26.01(c)

¹⁵ Tex. Tax Code § 26.01(d)

¹⁶ Tex. Tax Code § 26.012(6)(B)

¹⁷ Tex. Tax Code § 26.012(6)

¹⁸ Tex. Tax Code § 26.012(17)

¹⁹ Tex. Tax Code § 26.012(17)

²⁰ Tex. Tax Code § 26.04(c)

²¹ Tex. Tax Code § 26.04(d)

Line	Voter-Approval Tax Rate Worksheet	Amount/Rate
30.	Total 2021 M&O levy. Multiply Line 28 by Line 29 and divide by \$100	\$ 1,677,833
31.	Adjusted 2021 levy for calculating NNR M&O rate. A. M&O taxes refunded for years preceding tax year 2021. Enter the amount of M&O taxes refunded in the preceding year for taxes before that year. Types of refunds include court decisions, Tax Code Section 25.25(b) and (c) corrections and Tax Code Section 31.11 payment errors. Do not include refunds for tax year 2021. This line applies only to tax years preceding tax year 2021. + \$ 2,766 B. 2021 taxes in TIF. Enter the amount of taxes paid into the tax increment fund for a reinvestment zone as agreed by the taxing unit. If the taxing unit has no 2022 captured appraised value in Line 18D, enter 0. - \$ 0 C. 2021 transferred function. If discontinuing all of a department, function or activity and transferring it to another taxing unit by written contract, enter the amount spent by the taxing unit discontinuing the function in the 12 months preceding the month of this calculation. If the taxing unit did not operate this function for this 12-month period, use the amount spent in the last full fiscal year in which the taxing unit operated the function. The taxing unit discontinuing the function will subtract this amount in D below. The taxing unit receiving the function will add this amount in D below. Other taxing units enter 0. +/- \$ 0 D. 2021 M&O levy adjustments. Subtract B from A. For taxing unit with C, subtract if discontinuing function and add if receiving function. \$ 2,766 E. Add Line 30 to 31D.	\$ 1,680,599
32.	Adjusted 2022 taxable value. Enter the amount in Line 25 of the <i>No-New-Revenue Tax Rate Worksheet</i> .	\$ 1,498,120,898
33.	2022 NNR M&O rate (unadjusted). Divide Line 31E by Line 32 and multiply by \$100.	\$ 0.112180 /\$100
34.	Rate adjustment for state criminal justice mandate. ²³ A. 2022 state criminal justice mandate. Enter the amount spent by a county in the previous 12 months providing for the maintenance and operation cost of keeping inmates in county-paid facilities after they have been sentenced. Do not include any state reimbursement received by the county for the same purpose. \$ 0 B. 2021 state criminal justice mandate. Enter the amount spent by a county in the 12 months prior to the previous 12 months providing for the maintenance and operation cost of keeping inmates in county-paid facilities after they have been sentenced. Do not include any state reimbursement received by the county for the same purpose. Enter zero if this is the first time the mandate applies. - \$ 0 C. Subtract B from A and divide by Line 32 and multiply by \$100. \$ 0/\$100 D. Enter the rate calculated in C. If not applicable, enter 0.	\$ 0/\$100
35.	Rate adjustment for indigent health care expenditures. ²⁴ A. 2022 indigent health care expenditures. Enter the amount paid by a taxing unit providing for the maintenance and operation cost of providing indigent health care for the period beginning on July 1, 2021 and ending on June 30, 2022, less any state assistance received for the same purpose. \$ 1,980,000 B. 2021 indigent health care expenditures. Enter the amount paid by a taxing unit providing for the maintenance and operation cost of providing indigent health care for the period beginning on July 1, 2020 and ending on June 30, 2021, less any state assistance received for the same purpose. - \$ 1,980,000 C. Subtract B from A and divide by Line 32 and multiply by \$100. \$ 0.000000/\$100 D. Enter the rate calculated in C. If not applicable, enter 0.	\$ 0.000000/\$100

²² [Reserved for expansion]²³ Tex. Tax Code § 26.044²⁴ Tex. Tax Code § 26.0441

Line	Voter-Approval Tax Rate Worksheet	Amount/Rate
36.	Rate adjustment for county indigent defense compensation. ²⁵ A. 2022 indigent defense compensation expenditures. Enter the amount paid by a county to provide appointed counsel for indigent individuals and fund the operations of a public defender's office under Article 26.044, Code of Criminal Procedure for the period beginning on July 1, 2021 and ending on June 30, 2022, less any state grants received by the county for the same purpose \$ _____ 0 B. 2021 indigent defense compensation expenditures. Enter the amount paid by a county to provide appointed counsel for indigent individuals and fund the operations of a public defender's office under Article 26.044, Code of Criminal Procedure for the period beginning on July 1, 2020 and ending on June 30, 2021, less any state grants received by the county for the same purpose. \$ _____ 0 C. Subtract B from A and divide by Line 32 and multiply by \$100..... \$ _____ 0/\$100 D. Multiply B by 0.05 and divide by Line 32 and multiply by \$100..... \$ _____ 0/\$100 E. Enter the lesser of C and D. If not applicable, enter 0.	\$ _____ 0/\$100
37.	Rate adjustment for county hospital expenditures. ²⁶ A. 2022 eligible county hospital expenditures. Enter the amount paid by the county or municipality to maintain and operate an eligible county hospital for the period beginning on July 1, 2021 and ending on June 30, 2022. \$ _____ 0 B. 2021 eligible county hospital expenditures. Enter the amount paid by the county or municipality to maintain and operate an eligible county hospital for the period beginning on July 1, 2020 and ending on June 30, 2021. \$ _____ 0 C. Subtract B from A and divide by Line 32 and multiply by \$100..... \$ _____ 0/\$100 D. Multiply B by 0.08 and divide by Line 32 and multiply by \$100..... \$ _____ 0/\$100 E. Enter the lesser of C and D, if applicable. If not applicable, enter 0.	\$ _____ 0/\$100
38.	Rate adjustment for defunding municipality. This adjustment only applies to a municipality that is considered to be a defunding municipality for the current tax year under Chapter 109, Local Government Code. Chapter 109, Local Government Code only applies to municipalities with a population of more than 250,000 and includes a written determination by the Office of the Governor. See Tax Code 26.0444 for more information. A. Amount appropriated for public safety in 2021. Enter the amount of money appropriated for public safety in the budget adopted by the municipality for the preceding fiscal year \$ _____ 0 B. Expenditures for public safety in 2021. Enter the amount of money spent by the municipality for public safety during the preceding fiscal year \$ _____ 0 C. Subtract B from A and divide by Line 32 and multiply by \$100 \$ _____ 0/\$100 D. Enter the rate calculated in C. If not applicable, enter 0.	\$ _____ 0/\$100
39.	Adjusted 2022 NNR M&O rate. Add Lines 33, 34D, 35D, 36E, and 37E. Subtract Line 38D.	\$ 0.112180 /\$100
40.	Adjustment for 2021 sales tax specifically to reduce property values. Cities, counties and hospital districts that collected and spent additional sales tax on M&O expenses in 2021 should complete this line. These entities will deduct the sales tax gain rate for 2022 in Section 3. Other taxing units, enter zero. A. Enter the amount of additional sales tax collected and spent on M&O expenses in 2021, if any. Counties must exclude any amount that was spent for economic development grants from the amount of sales tax spent \$ _____ 0 B. Divide Line 40A by Line 32 and multiply by \$100 \$ _____ 0/\$100 C. Add Line 40B to Line 39.	\$ 0.112180 /\$100
41.	2022 voter-approval M&O rate. Enter the rate as calculated by the appropriate scenario below. Special Taxing Unit. If the taxing unit qualifies as a special taxing unit, multiply Line 40C by 1.08. - or - Other Taxing Unit. If the taxing unit does not qualify as a special taxing unit, multiply Line 40C by 1.035.	\$ 0.116106 /\$100

²⁵ Tex. Tax Code § 26.0442²⁶ Tex. Tax Code § 26.0443

Line	Voter-Approval Tax Rate Worksheet	Amount/Rate
D41.	Disaster Line 41 (D41): 2022 voter-approval M&O rate for taxing unit affected by disaster declaration. If the taxing unit is located in an area declared a disaster area and at least one person is granted an exemption under Tax Code Section 11.35 for property located in the taxing unit, the governing body may direct the person calculating the voter-approval tax rate to calculate in the manner provided for a special taxing unit. The taxing unit shall continue to calculate the voter-approval tax rate in this manner until the earlier of 1) the first year in which total taxable value on the certified appraisal roll exceeds the total taxable value of the tax year in which the disaster occurred, or 2) the third tax year after the tax year in which the disaster occurred If the taxing unit qualifies under this scenario, multiply Line 40C by 1.08. ²⁷ If the taxing unit does not qualify, do not complete Disaster Line 41 (Line D41).	\$ _____ 0/\$100
42.	Total 2022 debt to be paid with property taxes and additional sales tax revenue. Debt means the interest and principal that will be paid on debts that: (1) are paid by property taxes, (2) are secured by property taxes, (3) are scheduled for payment over a period longer than one year, and (4) are not classified in the taxing unit's budget as M&O expenses. A. Debt also includes contractual payments to other taxing units that have incurred debts on behalf of this taxing unit, if those debts meet the four conditions above. Include only amounts that will be paid from property tax revenue. Do not include appraisal district budget payments. If the governing body of a taxing unit authorized or agreed to authorize a bond, warrant, certificate of obligation, or other evidence of indebtedness on or after Sept. 1, 2021, verify if it meets the amended definition of debt before including it here. ²⁸ Enter debt amount \$ <u>507,703</u> B. Subtract unencumbered fund amount used to reduce total debt - \$ <u>0</u> C. Subtract certified amount spent from sales tax to reduce debt (enter zero if none) - \$ <u>0</u> D. Subtract amount paid from other resources - \$ <u>0</u> E. Adjusted debt. Subtract B, C and D from A.	\$ <u>507,703</u>
43.	Certified 2021 excess debt collections. Enter the amount certified by the collector. ²⁹	\$ <u>0</u>
44.	Adjusted 2022 debt. Subtract Line 43 from Line 42E.	\$ <u>507,703</u>
45.	2022 anticipated collection rate. A. Enter the 2022 anticipated collection rate certified by the collector. ³⁰ <u>104.00</u> % B. Enter the 2021 actual collection rate. <u>100.00</u> % C. Enter the 2020 actual collection rate. <u>101.00</u> % D. Enter the 2019 actual collection rate. <u>99.00</u> % E. If the anticipated collection rate in A is lower than actual collection rates in B, C and D, enter the lowest collection rate from B, C and D. If the anticipated rate in A is higher than at least one of the rates in the prior three years, enter the rate from A. Note that the rate can be greater than 100%. ³¹	<u>104.00</u> %
46.	2022 debt adjusted for collections. Divide Line 44 by Line 45E.	\$ <u>488,175</u>
47.	2022 total taxable value. Enter the amount on Line 21 of the <i>No-New-Revenue Tax Rate Worksheet</i> .	\$ <u>1,512,715,058</u>
48.	2022 debt rate. Divide Line 46 by Line 47 and multiply by \$100.	\$ <u>0.032271</u> /\$100
49.	2022 voter-approval tax rate. Add Lines 41 and 48.	\$ <u>0.148377</u> /\$100
D49.	Disaster Line 49 (D49): 2022 voter-approval tax rate for taxing unit affected by disaster declaration. Complete this line if the taxing unit calculated the voter-approval tax rate in the manner provided for a special taxing unit on Line D41. Add Line D41 and 48.	\$ _____ /\$100

²⁷ Tex. Tax Code § 26.042(a)²⁸ Tex. Tax Code § 26.012(7)²⁹ Tex. Tax Code § 26.012(10) and 26.04(b)³⁰ Tex. Tax Code § 26.04(b)³¹ Tex. Tax Code §§ 26.04(h), (h-1) and (h-2)

Line	Voter-Approval Tax Rate Worksheet	Amount/Rate
50.	COUNTIES ONLY. Add together the voter-approval tax rates for each type of tax the county levies. The total is the 2022 county voter-approval tax rate.	\$ _____ 0 /\$100

SECTION 3: NNR Tax Rate and Voter-Approval Tax Rate Adjustments for Additional Sales Tax to Reduce Property Taxes

Cities, counties and hospital districts may levy a sales tax specifically to reduce property taxes. Local voters by election must approve imposing or abolishing the additional sales tax. If approved, the taxing unit must reduce its NNR and voter-approval tax rates to offset the expected sales tax revenue.

This section should only be completed by a county, city or hospital district that is required to adjust its NNR tax rate and/or voter-approval tax rate because it adopted the additional sales tax.

Line	Additional Sales and Use Tax Worksheet	Amount/Rate
51.	Taxable Sales. For taxing units that adopted the sales tax in November 2021 or May 2022, enter the Comptroller's estimate of taxable sales for the previous four quarters. ³² Estimates of taxable sales may be obtained through the Comptroller's Allocation Historical Summary webpage. Taxing units that adopted the sales tax before November 2021, enter 0.	\$ _____ 0
52.	Estimated sales tax revenue. Counties exclude any amount that is or will be spent for economic development grants from the amount of estimated sales tax revenue. ³³ Taxing units that adopted the sales tax in November 2021 or in May 2022. Multiply the amount on Line 51 by the sales tax rate (.01, .005 or .0025, as applicable) and multiply the result by .95. ³⁴ - or - Taxing units that adopted the sales tax before November 2021. Enter the sales tax revenue for the previous four quarters. Do not multiply by .95.	\$ _____ 0
53.	2022 total taxable value. Enter the amount from Line 21 of the <i>No-New-Revenue Tax Rate Worksheet</i> .	\$ 1,512,715,058
54.	Sales tax adjustment rate. Divide Line 52 by Line 53 and multiply by \$100.	\$ _____ 0 /\$100
55.	2022 NNR tax rate, unadjusted for sales tax. ³⁵ Enter the rate from Line 26 or 27, as applicable, on the <i>No-New-Revenue Tax Rate Worksheet</i> .	\$ 0.111976 /\$100
56.	2022 NNR tax rate, adjusted for sales tax. Taxing units that adopted the sales tax in November 2021 or in May 2022. Subtract Line 54 from Line 55. Skip to Line 57 if you adopted the additional sales tax before November 2021.	\$ 0.111976 /\$100
57.	2022 voter-approval tax rate, unadjusted for sales tax. ³⁶ Enter the rate from Line 49, Line D49 (disaster) or Line 50 (counties) as applicable, of the <i>Voter-Approval Tax Rate Worksheet</i> .	\$ 0.148377 /\$100
58.	2022 voter-approval tax rate, adjusted for sales tax. Subtract Line 54 from Line 57.	\$ 0.148377 /\$100

SECTION 4: Voter-Approval Tax Rate Adjustment for Pollution Control

A taxing unit may raise its rate for M&O funds used to pay for a facility, device or method for the control of air, water or land pollution. This includes any land, structure, building, installation, excavation, machinery, equipment or device that is used, constructed, acquired or installed wholly or partly to meet or exceed pollution control requirements. The taxing unit's expenses are those necessary to meet the requirements of a permit issued by the Texas Commission on Environmental Quality (TCEQ). The taxing unit must provide the tax assessor with a copy of the TCEQ letter of determination that states the portion of the cost of the installation for pollution control.

This section should only be completed by a taxing unit that uses M&O funds to pay for a facility, device or method for the control of air, water or land pollution.

Line	Voter-Approval Rate Adjustment for Pollution Control Requirements Worksheet	Amount/Rate
59.	Certified expenses from the Texas Commission on Environmental Quality (TCEQ). Enter the amount certified in the determination letter from TCEQ. ³⁷ The taxing unit shall provide its tax assessor-collector with a copy of the letter. ³⁸	\$ _____ 0
60.	2022 total taxable value. Enter the amount from Line 21 of the <i>No-New-Revenue Tax Rate Worksheet</i> .	\$ 1,512,715,058
61.	Additional rate for pollution control. Divide Line 59 by Line 60 and multiply by \$100.	\$ _____ 0 /\$100
62.	2022 voter-approval tax rate, adjusted for pollution control. Add Line 61 to one of the following lines (as applicable): Line 49, Line D49 (disaster), Line 50 (counties) or Line 58 (taxing units with the additional sales tax).	\$ 0.148377 /\$100

³² Tex. Tax Code § 26.041(d)

³³ Tex. Tax Code § 26.041(f)

³⁴ Tex. Tax Code § 26.041(d)

³⁵ Tex. Tax Code § 26.04(c)

³⁶ Tex. Tax Code § 26.04(c)

³⁷ Tex. Tax Code § 26.045(a)

³⁸ Tex. Tax Code § 26.045(f)

SECTION 5: Voter-Approval Tax Rate Adjustment for Unused Increment Rate

The unused increment rate is the rate equal to the difference between the adopted tax rate and voter-approval tax rate before the unused increment rate for the prior three years.³⁹ In a year where a taxing unit adopts a rate by applying any portion of the unused increment rate, the unused increment rate for that year would be zero.

The difference between the adopted tax rate and voter-approval tax rate is considered zero in the following scenarios:

- a tax year before 2020;⁴⁰
- a tax year in which the municipality is a defunding municipality, as defined by Tax Code Section 26.0501(a);⁴¹ or
- after Jan. 1, 2022, a tax year in which the comptroller determines that the county implemented a budget reduction or reallocation described by Local Government Code Section 120.002(a) without the required voter approval.⁴²

This section should only be completed by a taxing unit that does not meet the definition of a special taxing unit.⁴³

Line	Unused Increment Rate Worksheet	Amount/Rate
63.	2021 unused increment rate. Subtract the 2021 actual tax rate and the 2021 unused increment rate from the 2021 voter-approval tax rate. If the number is less than zero, enter zero.	\$ 0.010520 /\$100
64.	2020 unused increment rate. Subtract the 2020 actual tax rate and the 2020 unused increment rate from the 2020 voter-approval tax rate. If the number is less than zero, enter zero.	\$ 0.000000 /\$100
65.	2019 unused increment rate. Subtract the 2019 actual tax rate and the 2019 unused increment rate from the 2019 voter-approval tax rate. If the number is less than zero, enter zero. If the year is prior to 2020, enter zero.	\$ 0 /\$100
66.	2022 unused increment rate. Add Lines 63, 64 and 65.	\$ 0.010520 /\$100
67.	2022 voter-approval tax rate, adjusted for unused increment rate. Add Line 66 to one of the following lines (as applicable): Line 49, Line D49 (disaster), Line 50 (counties), Line 58 (taxing units with the additional sales tax) or Line 62 (taxing units with pollution control).	\$ 0.158897 /\$100

SECTION 6: De Minimis Rate

The de minimis rate is the rate equal to the sum of the no-new-revenue maintenance and operations rate, the rate that will raise \$500,000, and the current debt rate for a taxing unit.⁴⁴

This section should only be completed by a taxing unit that is a municipality of less than 30,000 or a taxing unit that does not meet the definition of a special taxing unit.⁴⁵

Line	De Minimis Rate Worksheet	Amount/Rate
68.	Adjusted 2022 NNR M&O tax rate. Enter the rate from Line 39 of the <i>Voter-Approval Tax Rate Worksheet</i> .	\$ 0.112180 /\$100
69.	2022 total taxable value. Enter the amount on Line 21 of the <i>No-New-Revenue Tax Rate Worksheet</i> .	\$ 1,512,715,058
70.	Rate necessary to impose \$500,000 in taxes. Divide \$500,000 by Line 69 and multiply by \$100.	\$ 0.033053 /\$100
71.	2022 debt rate. Enter the rate from Line 48 of the <i>Voter-Approval Tax Rate Worksheet</i> .	\$ 0.032271 /\$100
72.	De minimis rate. Add Lines 68, 70 and 71.	\$ 0.177504 /\$100

SECTION 7: Voter-Approval Tax Rate Adjustment for Emergency Revenue Rate

In the tax year after the end of the disaster calculation time period detailed in Tax Code Section 26.042(a), a taxing unit that calculated its voter-approval tax rate in the manner provided for a special taxing unit due to a disaster must calculate its emergency revenue rate and reduce its voter-approval tax rate for that year.⁴⁶

Similarly, if a taxing unit adopted a tax rate that exceeded its voter-approval tax rate, calculated normally, without holding an election to respond to a disaster, as allowed by Tax Code Section 26.042(d), in the prior year, it must also reduce its voter-approval tax rate for the current tax year.⁴⁷

This section will apply to a taxing unit other than a special taxing unit that:

- directed the designated officer or employee to calculate the voter-approval tax rate of the taxing unit in the manner provided for a special taxing unit in the prior year; and
- the current year is the first tax year in which the total taxable value of property taxable by the taxing unit as shown on the appraisal roll for the taxing unit submitted by the assessor for the taxing unit to the governing body exceeds the total taxable value of property taxable by the taxing unit on January 1 of the tax year in which the disaster occurred or the disaster occurred four years ago.

³⁹ Tex. Tax Code § 26.013(a)

⁴⁰ Tex. Tax Code § 26.013(c)

⁴¹ Tex. Tax Code §§ 26.0501(a) and (c)

⁴² Tex. Local Gov't Code § 120.007(d), effective Jan. 1, 2022

⁴³ Tex. Tax Code § 26.063(a)(1)

⁴⁴ Tex. Tax Code § 26.012(8-a)

⁴⁵ Tex. Tax Code § 26.063(a)(1)

⁴⁶ Tex. Tax Code § 26.042(b)

⁴⁷ Tex. Tax Code § 26.042(f)

This section will apply to a taxing unit in a disaster area that adopted a tax rate greater than its voter-approval tax rate without holding an election in the prior year.

Note: This section does not apply if a taxing unit is continuing to calculate its voter-approval tax rate in the manner provided for a special taxing unit because it is still within the disaster calculation time period detailed in Tax Code Section 26.042(a) because it has not met the conditions in Tax Code Section 26.042(a)(1) or (2).

Line	Emergency Revenue Rate Worksheet	Amount/Rate
73.	2021 adopted tax rate. Enter the rate in Line 4 of the <i>No-New-Revenue Tax Rate Worksheet</i> .	\$ 0.130000 / \$100
74.	Adjusted 2021 voter-approval tax rate. Use the taxing unit's Tax Rate Calculation Worksheets from the prior year(s) to complete this line. If a disaster occurred in 2021 and the taxing unit calculated its 2021 voter-approval tax rate using a multiplier of 1.08 on Disaster Line 41 (D41) of the 2021 worksheet due to a disaster, enter the 2021 voter-approval tax rate as calculated using a multiplier of 1.035 from Line 49. - or - If a disaster occurred prior to 2021 for which the taxing unit continued to calculate its voter-approval tax rate using a multiplier of 1.08 on Disaster Line 41 (D41) in 2021, complete the separate <i>Adjusted Voter-Approval Tax Rate for Taxing Units in Disaster Area Calculation Worksheet</i> to recalculate the voter-approval tax rate the taxing unit would have calculated in 2021 if it had generated revenue based on an adopted tax rate using a multiplier of 1.035 in the year(s) following the disaster. ⁴⁸ Enter the final adjusted 2021 voter-approval tax rate from the worksheet. - or - If the taxing unit adopted a tax rate above the 2021 voter-approval tax rate without calculating a disaster tax rate or holding an election due to a disaster, no recalculation is necessary. Enter the voter-approval tax rate from the prior year's worksheet.	\$ 0 / \$100
75.	Increase in 2021 tax rate due to disaster. Subtract Line 74 from Line 73.	\$ 0.130000 / \$100
76.	Adjusted 2021 taxable value. Enter the amount in Line 14 of the <i>No-New-Revenue Tax Rate Worksheet</i> .	\$ 1,288,293,182
77.	Emergency revenue. Multiply Line 75 by Line 76 and divide by \$100.	\$ 1,674,781
78.	Adjusted 2022 taxable value. Enter the amount in Line 25 of the <i>No-New-Revenue Tax Rate Worksheet</i> .	\$ 1,498,120,898
79.	Emergency revenue rate. Divide Line 77 by Line 78 and multiply by \$100. ⁴⁹	\$ 0 / \$100
80.	2022 voter-approval tax rate, adjusted for emergency revenue. Subtract Line 79 from one of the following lines (as applicable): Line 49, Line D49 (disaster), Line 50 (counties), Line 58 (taxing units with the additional sales tax), Line 62 (taxing units with pollution control) or Line 67 (taxing units with the unused increment rate).	\$ 0.158897 / \$100

SECTION 8: Total Tax Rate

Indicate the applicable total tax rates as calculated above.

No-new-revenue tax rate.	\$ 0.111976 / \$100
As applicable, enter the 2022 NNR tax rate from: Line 26, Line 27 (counties), or Line 56 (adjusted for sales tax). Indicate the line number used: <u>26</u>	
Voter-approval tax rate.	\$ 0.158897 / \$100
As applicable, enter the 2022 voter-approval tax rate from: Line 49, Line D49 (disaster), Line 50 (counties), Line 58 (adjusted for sales tax), Line 62 (adjusted for pollution control), Line 67 (adjusted for unused increment), or Line 80 (adjusted for emergency revenue). Indicate the line number used: <u>67</u>	
De minimis rate.	\$ 0.177504 / \$100
If applicable, enter the 2022 de minimis rate from Line 72.	

SECTION 9: Taxing Unit Representative Name and Signature

Enter the name of the person preparing the tax rate as authorized by the governing body of the taxing unit. By signing below, you certify that you are the designated officer or employee of the taxing unit and have accurately calculated the tax rates using values that are the same as the values shown in the taxing unit's certified appraisal roll or certified estimate of taxable value, in accordance with requirements in Tax Code. ⁵⁰

print here → Harmonia Smith
Printed Name of Taxing Unit Representative

sign here → [Signature]
Taxing Unit Representative

Date July 28, 2022

⁴⁸ Tex. Tax Code §26.042(c)

⁴⁹ Tex. Tax Code §26.042(b)

⁵⁰ Tex. Tax Code §§ 26.04(c-2) and (d-2)